

35 lipor 

YEARS OF LIFE WITH THE FUTURE IN OUR HANDS



35 YEARS OF EXISTENCE BUILDING THE FUTURE

>> CONTENTS <<

03



MESSAGE FROM THE
BOARD OF DIRECTORS

05



LIPOR'S ACTIVITY

- 06 KEY PERFORMANCE INDICATORS
- 06 WASTE RECEIVED
- 07 MULTIMATERIAL RECYCLING
- 11 ORGANIC RECOVERY
- 14 ENERGY RECOVERY
- 16 TECHNICAL CONFINEMENT
- 17 ENVIRONMENTAL EDUCATION AND AWARENESS
- 23 HUMAN RESOURCE MANAGEMENT

25



SUSTAINABILITY
AND INNOVATION

31



ECONOMIC AND
FINANCIAL ANALYSIS

37



PROPOSED
APPLICATION OF RESULTS

39



FINANCIAL STATEMENTS

- 40 PROFIT AND LOSS ACCOUNT
- 41 BALANCE SHEET

49



APPENDIX
TO THE BALANCE SHEET AND
PROFIT AND LOSS ACCOUNT

50 APPENDIX TO THE FINANCIAL STATEMENTS

92



STATUTORY AUDIT AND
AUDITOR'S REPORT

35 lipor 

YEARS OF LIFE WITH THE FUTURE IN OUR HANDS



2016 WAS A LANDMARK YEAR IN TERMS OF LIPOR'S PERFORMANCE REGARDING PERSU 2020, THE NATIONAL STRATEGIC PLAN FOR THE MUNICIPAL SOLID WASTE SECTOR. AS FAR AS THE ACHIEVEMENT OF THE TARGETS IMPOSED ON US IS CONCERNED, LIPOR'S BENCHMARKS ENSURE THAT, IN 2020, WE'LL HAVE COMFORTABLY EXCEEDED THE PRESCRIBED VALUES, AND, MORE IMPORTANTLY, WE'LL SHOW THAT OUR TECHNICAL AND CONCEPTUAL MODEL IS THE ONE THAT BEST SAFEGUARDS THE PRINCIPLES OF A CIRCULAR ECONOMY.

FROM LEFT TO RIGHT: JOSÉ FERNANDO MOREIRA · LURDES ALVES · JOSÉ MANUEL RIBEIRO
AIRES PEREIRA (PRESIDENT) · TIAGO MAIA · ANTÓNIO SILVA TIAGO · FILIPE ARAÚJO · QUIRINO DE JESUS
LIPOR'S BOARD OF DIRECTORS



MESSAGE FROM THE BOARD OF DIRECTORS



2016 was a landmark year in terms of LIPOR's performance regarding PERSU 2020, the National Strategic Plan for the Municipal Solid Waste Sector. As far as the achievement of the Targets imposed on us is concerned, LIPOR's benchmarks ensure that, in 2020, we'll have comfortably exceeded the prescribed values, and, more importantly, we'll show that our technical and conceptual model is the one that best safeguards the principles of a Circular Economy, which replaces a Linear Economy that led Europe to deindustrialisation, alarming levels of unemployment and the loss of wealth and value.

In this context, it is also important to mention our role as promoters of the foundation of Smart Waste Portugal, the waste cluster that already has about 70 participants, including public and private companies, Universities and business associations that seek to do business by recovering waste as an effective resource.

In 2016, the new internal organisational structure was consolidated, based on three important pillars, which are Production, Logistics and Business, Management Control and Information Technologies, always aiming at the achievement of the proposed Results for 2020, which will change the current profile of the relationship between LIPOR and its associated City Councils. These commitments aim to increase the Value created through our Operations, to enhance our Results and to decrease the fees charged to the associated City Councils.

Besides the consolidation and reinforcement of our operational activities, we must highlight several initiatives developed in 2016, which highly enrich our Project:

- Establishment of the Support Unit for Operational Projects, with 7 Technicians, with the purpose of supporting recoverable waste collection projects promoted by the associated City Councils;
- Specialisation of LIPOR Technicians in subjects such as Circular Economy and Industry 4.0;
- Reinforcement of strategies for the promotion of Biodiversity and the fight against Climate Change;

- Development of initiatives that promote the Prevention of waste production, the fight against food waste, energy efficiency and green purchasing;
- Reinforcement of all Environmental Education and Awareness Programmes, as well as Staff Training and Qualification, under the responsibility of LIPOR Academy.

It is also worth mentioning the reinforcement of our R&D and International Areas, as our business model bears in mind the importance of Research and Innovation for a sustainable future, as well as the potential to export knowledge and the pioneer initiatives and projects that we regularly promote.

As far as our main operational, financial and economic indicators are concerned:

- We reached a Turnover of about 36.9 million euros;
- EBITDA amounted to about 9.4 million euros;
- The EBITDA margin exceeded 25%;
- The Net Income totalled about 3.2 million euros;
- We received about 501,552 tons of waste in our Facilities;
- Only about 4,759 tons of our waste were confined in Landfill;
- We exported 156,051 MWh of electricity to the National Electrical Grid;
- We produced 10,656 tons and sold 7,562 tons of Nutrimais, in different forms;
- We sold 42,795 tons of different materials to the Recycling sector, which comprises SPV and other Customers.

Finally, we thank our Stakeholders, associated Municipalities, Employees, Customers, Suppliers, Initiative and Project Partners, as without their involvement and cooperation, our success wouldn't be possible and our future wouldn't be so promising.

Baguim do Monte, 20th March 2017

THE BOARD OF DIRECTORS





I BELIEVE THAT I'M PART OF THE TEAM AND PLAY AN ACTIVE ROLE IN THE BUSINESS STRATEGY AND IMPROVEMENT, BUILDING TODAY THE FUTURE OF THE ORGANISATION.

MÓNICA MONTEIRO · PLANNING, MANAGEMENT AND INFORMATION SYSTEMS DEPARTMENT

MY ROLE AT LIPOR CONSISTS OF ENSURING THAT THE DUTIES OF THE OPERATIONS AND LOGISTICS DEPARTMENT ARE CARRIED OUT, COORDINATING THE ACTIONS OF THE RESPECTIVE DIVISIONS AND UNIT. I BELIEVE THAT THE FUTURE OF THE ORGANISATION WILL REMAIN BRILLIANT FOR ANOTHER 35 YEARS!

ISABEL NOGUEIRA · OPERATIONS AND LOGISTICS DEPARTMENT



LIPOR'S ACTIVITY



WE MUST HIGHLIGHT THE INCREASING FORWARDING OF WASTE TO MULTIMATERIAL RECOVERY, AS A RESULT OF THE INTENSIVE PROMOTION OF SELECTIVE COLLECTION IN DETRIMENT OF UNSORTED COLLECTION, AS DEFINED IN PERSU 2020, THUS CONTRIBUTING TO THE FULFILMENT OF THE NATIONAL TARGETS.

KEY PERFORMANCE INDICATORS

RESULTS	2013	2014	2015	2016	Δ% 2016/2015
Turnover	35,141,117.18	33,415,650.80	36,551,751.76	36,929,781.78	1.03%
Net Income	1,255,184.16	6,056,562.28	2,449,505.77	3,161,994.48	29.09%
Operational "Cash Flow"	5,594,990.04	6,379,143.41	8,604,979.09	9,410,469.43	9.36%
BALANCE SHEET	2013	2014	2015	2016	Δ% 2016/2015
Total Net Assets	232,149,110.03	224,840,470.08	211,782,807.61	199,865,348.43	-5.63%
Total Fixed Assets	206,527,175.09	201,699,384.30	182,962,459.07	163,157,607.67	-10.82%
Equity Funds	39,102,937.42	45,159,499.70	47,609,005.47	50,770,999.95	-6.64%
HUMAN RESOURCES	2013	2014	2015	2016	Δ% 2016/2015
Number of Employees	213	206	194	191	-1.55%
Absenteeism Rate	3.95%	7.48%	7.39%	7.48%	0.09 p.p.
Number of Training Hours	4,196	5,063	5,307	4,200	-20.85%

WASTE RECEIVED

Throughout 2016, LIPOR's several waste treatment and recovery infrastructures received a total of 501,552 tons of waste. The amount of waste produced in LIPOR's area of influence has increased about 1%, which represents a recovery regarding the previous year.

We must highlight the increasing forwarding of waste to Multimaterial Recovery, as a result of the intensive promotion of selective collection in detriment of unsorted collection, as defined in PERSU 2020, thus contributing to the fulfilment of the national targets.

WASTE ROUTING BY FINAL DESTINATION (Tons)

FINAL DESTINATION	2013	2014	2015	2016	Δ% 2016/2015	%
Multimaterial Recycling	44,163	44,754	45,296	46,791	3.30%	9.33%
Organic Recovery	44,306	47,169	48,649	47,944	-1.45%	9.56%
Energy Recovery	384,873	385,972	402,786	402,058	-0.18%	80.16%
Technical Confinement	33	21,497	24	4,759	19,453.99%	0.95%
TOTAL	473,376	499,392	496,756	501,552	0.97%	100%

1%

WE'VE MAINTAINED VERY LOW LEVELS (LESS THAN 1%) OF USE OF TECHNICAL CONFINEMENT, IN ACCORDANCE WITH THE BEST EUROPEAN REFERENCES, THUS FULFILLING THE NATIONAL AND COMMUNITY OBJECTIVES FOR PROPER WASTE MANAGEMENT.

We've maintained very low levels (less than 1%) of use of Technical Confinement, in accordance with the best European references, thus fulfilling the national and community objectives for proper waste management.

LIPOR, the associated Municipalities and other sectors of civil society have been acting as mobilisers, educating and raising awareness for a Society without wastage, that respects the Planet, and promoting active participation and general well-being.

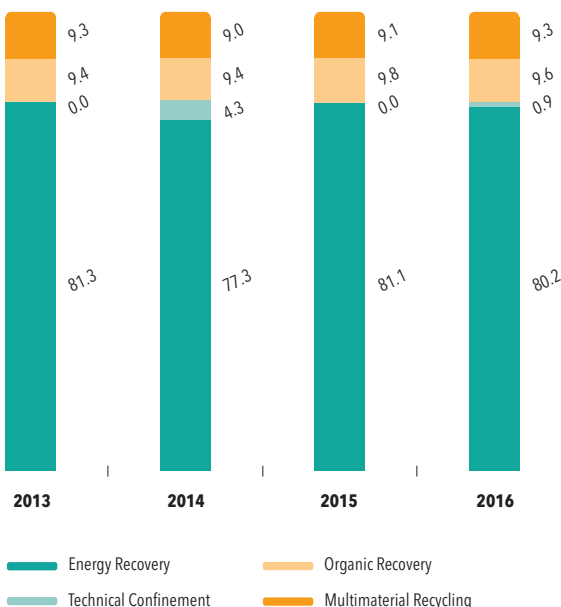
We focus on seeking more effective and innovative waste management solutions, on promoting a strong dynamic among our stakeholders, on fostering solid partnerships, conquering new markets and promoting a circular approach and the creation of shared value. We are sure that these are fundamental pillars for the sustained creation of value and future growth of the Organisation and of the Region.



My personal motivation for the sorting and selective disposal of waste is my concern for the environment and the proper and useful forwarding of all materials, by disposing of them in the right places.

Albina Silva | Top 1 Ecoshop Customer

WASTE ROUTING BY FINAL DESTINATION (%)



MULTIMATERIAL RECYCLING


WASTE RECEIVED

The recovery of waste and its effective and sustainable reuse in order to preserve natural resources is a concern which has assumed increasing importance in the past decades.

LIPOR's Strategic Plan (2015-2020) was based on the principle of Waste Management Hierarchy and on the National and Community legal strategic reference framework. Hence, the established strategic lines aim at: Prevention; Reuse; Recycling (multimaterial and organic); Energy Recovery; and, lastly, Technical Confinement or disposal in Landfill.

PERSU 2020 alerts to the need to promote Multimaterial Recycling of Municipal Waste. The objectives and targets defined for Waste Management Systems reflect the need to strongly invest in the recovery of this type of waste. Citizen participation in sorting projects is now more crucial than ever.

LIPOR'S ACTIVITY



3.3%

DURING 2016, WE'VE RECEIVED 46,791 TONS OF MATERIALS SORTED BY CITIZENS, 3.3% MORE THAN IN THE PREVIOUS YEAR.

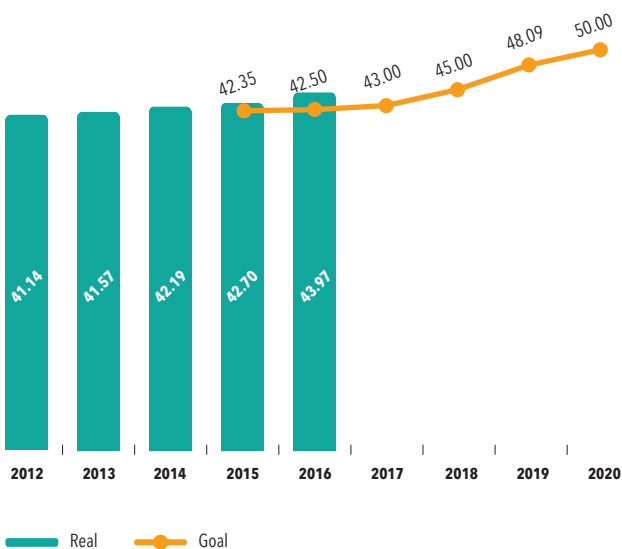
The LIPOR system has various infrastructures, equipment and services that support selective disposal, namely Eco-containers, Drop-off sites, Door-to-door selective collection or other special collection circuits, such as Ecofone. During 2016, we've received 46,791 tons of materials sorted by Citizens, 3.3% more than in the previous year.

This waste was received at the Sorting Plant and respective Support Platforms (with a nominal capacity of 50,000 tons/year), where a rigorous material sorting takes place, based on its characteristics. These materials were later sent to the recycling industries, so that they can be integrated into the manufacturing of new materials.

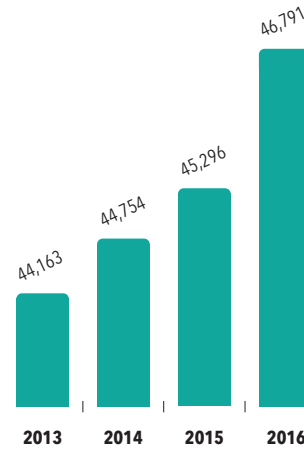
The growth registered in 2016 is proof of LIPOR's and the associated Municipalities' commitment to the targets defined in PERSU 2020.

In order to contribute to the achievement of the national objectives, a set of targets was defined for the System, which will allow the gradual fulfilment of the targets defined in PERSU 2020, with two intermediate targets in 2016 and 2018.

RECYCLABLE FROM SELECTIVE COLLECTION (KG/INHAB. YEAR)



MULTIMATERIAL RECYCLING TOTAL ENTRIES (Tons)


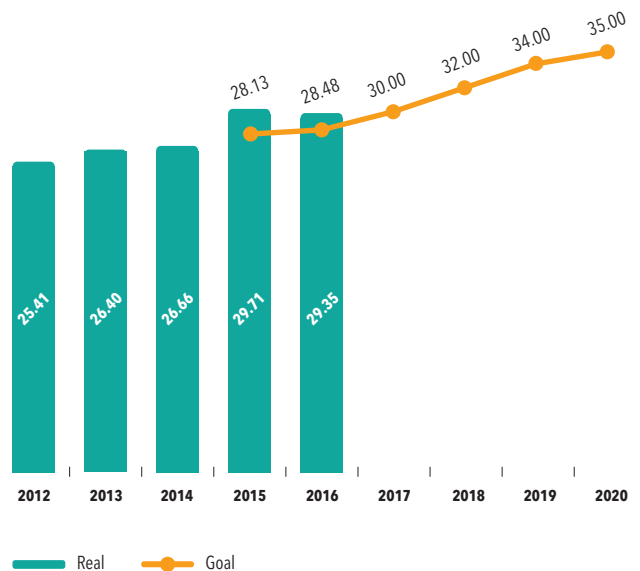


Therefore, 2016 was a performance assessment year regarding the objectives defined for LIPOR by PERSU 2020.

Bearing in mind the nature of the established targets and LIPOR's circular management model and architecture, the promotion of selective collection was considered the best model to implement, in line with the current trend in other European countries.

This option allows to recover from the current unsorted flow the amount of waste needed to reach these targets, while simultaneously ensuring a higher quality of the collected materials.

PREPARING FOR REUSE AND RECYCLING (%)

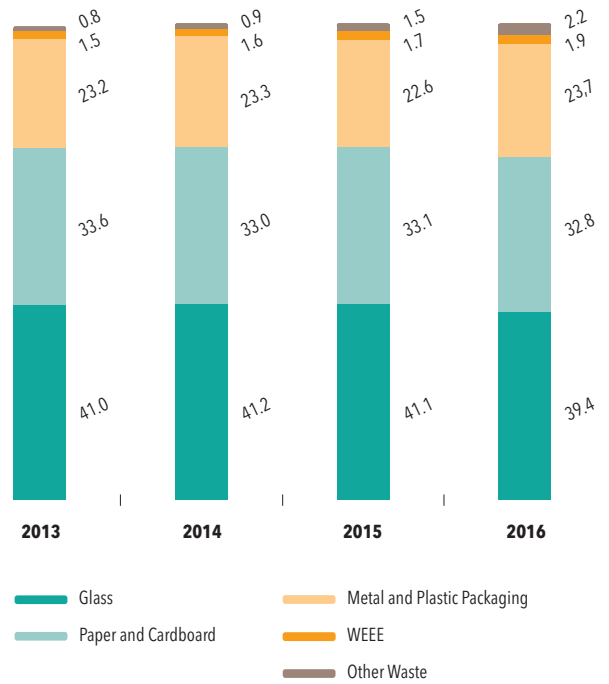


Thus, several selective collection circuits were implemented for the trade and services sectors in LIPOR's eight associated Municipalities. The implementation of these projects included a specific awareness campaign, which alerted to the importance of proper waste sorting, thus seeking to increase the amount of packaging and organic waste collected and sent for recycling and recovery.

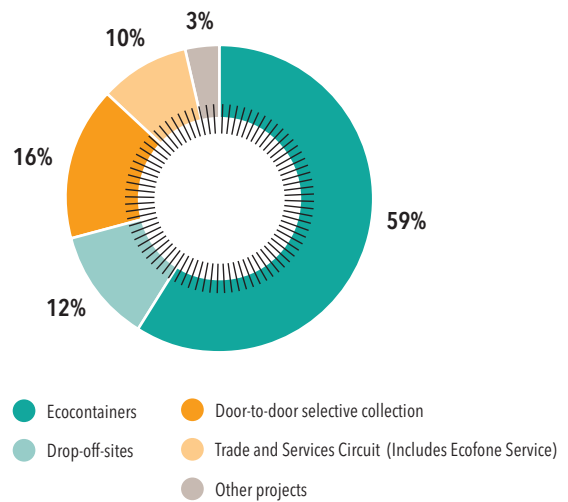
In a first phase, 900 potential new customers were contacted, resulting in the participation of 635 establishments. In 2017, the second phase of the Campaign will be implemented, hoping to increase the numbers of participating establishments.

The results were positive, as shown by the exceedance of the targets established for 2016 in terms of the "Capitation of recovery from Selective Collection within the System", reaching 43.97 kg/inhab.year, as well as the amount of materials prepared for Reuse and Recycling, which amounted to 29.35%. The level of execution of the two targets was thus of 147% and 87% respectively.

DETAILS OF INCOMING MATERIAL (%)



INCOMING BY ORIGIN (Tons)



Throughout the past years, LIPOR has been registering a very exciting growth in multimaterial recycling, more specifically in the preparation of materials for recycling. This growth largely reflects the result of the actions LIPOR has been implementing to promote waste sorting in its Associated Municipalities.

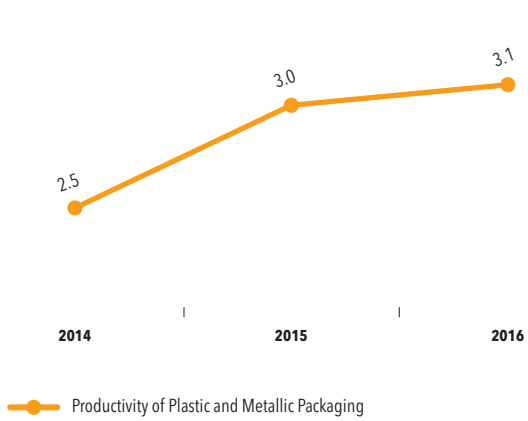
Sílvia Costa | Gintegral - Gestão Ambiental, SA

PRODUCTION OF THE SORTING PLANT AND SUPPORT INFRASTRUCTURES

In 2016, the several Multimaterial Recovery support infrastructures maintained good productivity rates, given the increase in materials received every day by the Units.

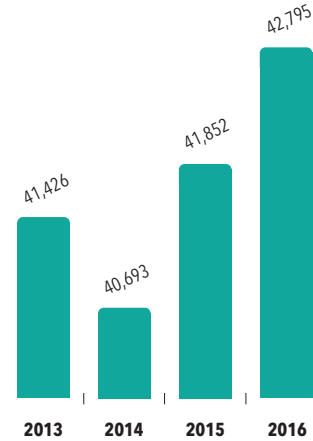
It should be noted that the entire “yellow” flow (“Plastic and Metal Packaging”) sorting process is currently centralised at the Sorting Plant. In 2014, this Unit was restructured, resulting in a more efficient process, an increase in sorting productivity rates and a higher quality of the end product.

PRODUCTIVITY OF PLASTIC AND METALLIC PACKAGING (t/h)



IN GENERAL, THE PACKAGING WASTE FORWARDED TO THE RECYCLING INDUSTRY THROUGH THE MANAGEMENT ENTITY SOCIEDADE PONTO VERDE GREW 1% IN COMPARISON WITH THE PREVIOUS YEAR, STILL REPRESENTING A SIGNIFICANT PART OF LIPOR'S SALES, AMOUNTING TO ABOUT 79% BY THE END OF 2016.

OUTGOING MATERIAL FOR RECYCLING (Tons)



MATERIAL OUTPUT

Following the sorting process, LIPOR forwards waste to the recycling industries, through several managing entities. During 2016, 42,795 tons of material were sent for recycling, 943 tons more than in 2015.

“Plastic and Metal Packaging” and “Paper / Cardboard” registered the highest increases of 5% and 2% respectively. In contrast, there was a slight decrease in “Glass”, which is nevertheless the material mostly sorted by Citizens, representing 39% of all materials sent for recycling in 2016.

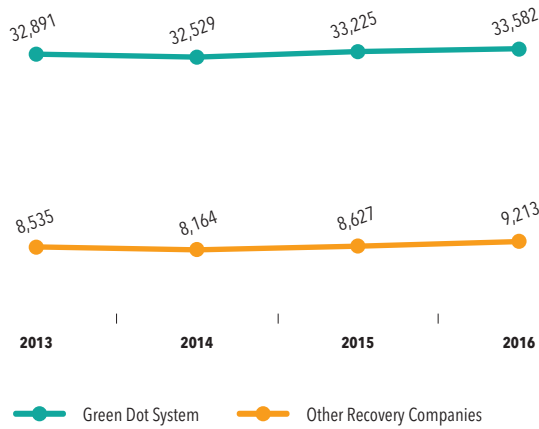
In general, the packaging waste forwarded to the Recycling Industry through the management entity Sociedade Ponto Verde grew 1% in comparison with the previous year, still representing a significant part of LIPOR’s sales, amounting to about 79% by the end of 2016.

Regarding the remaining flows, LIPOR has forwarded to Other Recovery Companies 9,213 tons of material, which correspond to 21% of all waste sent for recycling. This group of materials grew about 7% in comparison with the previous year.

The recycling targets established in PERSU 2020 are a huge challenge that can only be overcome with the involvement of all economic agents: Industry, Packers, Distributors and Municipalities.

LIPOR will thus continue to promote Door-to-door selective collection (both for households and public and private small trade and services activities), the recovery from unsorted waste of materials with preparation and recycling potential and also a higher efficiency and productivity of the existing facilities.

OUTGOING BY MANAGEMENT ENTITY (Tons)



ORGANIC RECOVERY

To promote the recovery of all waste fractions, namely the organic fraction, is one of the objectives of LIPOR’s Integrated Solid Waste Management Policy.

As biodegradable waste represents a significant share of waste produced, Organic Recovery through composting plays a very important role in the National Strategic Plans and is one of the main guidelines included in PERSU 2020.

It is also a key process for the whole strategy, as the majority of methane emissions result from the decomposition of organic matter in Landfills. Composting allows the reduction of the amount of waste disposed of in landfill and largely contributes to the mitigation of greenhouse gas (GHG) emissions.

This biodegradable waste is selectively collected amongst Large Producers (Supermarkets, Markets, Agricultural Cooperatives, Distribution Centres, etc.), Restaurants and Similar Establishments (Restaurants, Hotels, Pubs and Canteens), and in the Drop-off Sites available in LIPOR’s eight Municipalities. This waste is later recovered in the Composting Plant, with a recovery capacity of about 60,000 tons/year.

This process results in the production of an organic compost, a completely natural soil improver of high quality, sold under the name “Nutrimais” as powder or in granular form, being thus adapted to the market’s reality and demands. This product can be used in horticulture, floriculture, gardening, fruit cultivation and even subsistence farming.

AS BIODEGRADABLE WASTE REPRESENTS A SIGNIFICANT SHARE OF WASTE PRODUCED, ORGANIC RECOVERY THROUGH COMPOSTING PLAYS A VERY IMPORTANT ROLE IN THE NATIONAL STRATEGIC PLANS AND IS ONE OF THE MAIN GUIDELINES INCLUDED IN PERSU 2020.

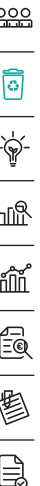
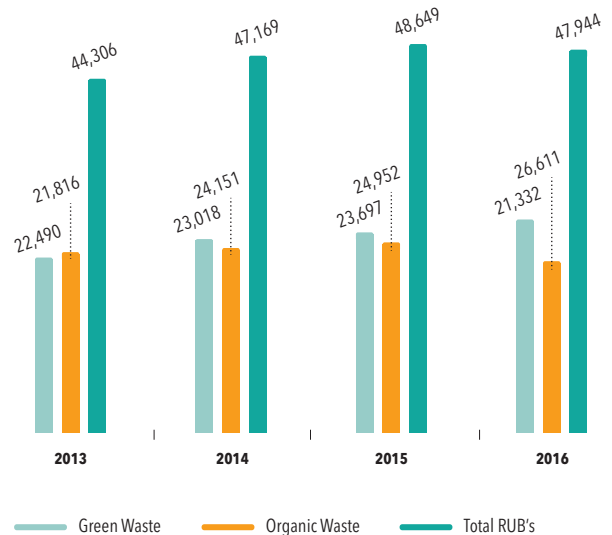
What was formerly waste thereby becomes an important resource, which brings great benefits, namely as it improves soil properties and contributes to the protection and sustainable use of soils.

In addition, LIPOR develops several initiatives and projects that aim at raising awareness amongst Citizens and entities of the associated Municipalities of waste recovery through home composting, of organic farming and of food waste reduction, such as: “Horta da Formiga” (Home Composting Centre), “Horta à Porta” (Kitchen Garden at your Door), “Jardim ao Natural” (Garden in Natural Style), “Dose Certa” (Right Serving), among others.

RECEPTION OF BIODEGRADABLE MUNICIPAL WASTE - BMW

In 2016, LIPOR received a total of 47,944 tons of biowaste, which represent a reduction of 1.5% as compared with the same period of the previous year. Although organic waste received has registered a quite positive result (increase of about 7% in comparison with 2015), the decrease in biowaste results mainly from the 10% decrease in green waste received, as compared with 2015.

RECEPTION OF BIODEGRADABLE MUNICIPAL WASTE › RUB’S (Tons)



ORGANIC WASTE

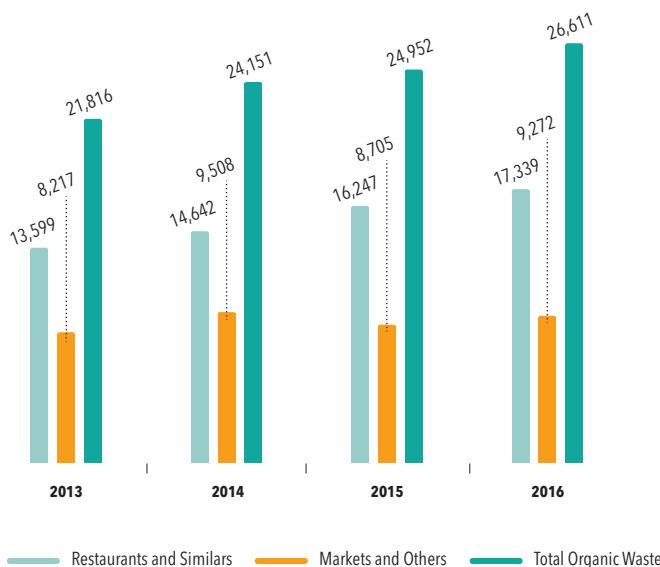
In general, organic waste is selectively collected from Large Producers (Markets, Agro-food Producers and Distributors, Hypermarkets and Supermarkets, etc.), Restaurants and Similar Establishments (Hotels, Pubs and Canteens), and complemented by some home composting projects (“Horta da Formiga” and “Horta à Porta” projects).

Among several factors that have positively influenced the performance of organic waste, we highlight the recovery of public and private consumption and the growth in tourism in Greater Porto. On the other hand, the “Operação Restauração 5 Estrelas” (Operation 5 Stars Catering) project, the recyclable waste collection projects, biowaste collection in the Non-residential Sector (restaurants, hotels, coffee shops, trade and services), in combination with the “Aqui Separamos com o Coração” (Here We Sort with our Hearts) Campaign, also contributed to this growth.

The “Operação Restauração 5 Estrelas” Project is intended for HORECA establishments (Hotels, Restaurants and Coffee shops) and aims to promote selective disposal and collection of kitchen waste produced by this type of establishments. In 2016, it included 17 circuits and about 1,811 establishments.

17,339 tons of organic waste were received from restaurants and 9,272 tons of waste from Large Producers. Both flows registered a growth of about 7% in comparison with the previous year.

ENTRY OF BIODEGRADABLE MUNICIPAL WASTE BY TYPE (Tons)



7%

17,339 TONS OF ORGANIC WASTE WERE RECEIVED FROM RESTAURANTS AND 9,272 TONS OF WASTE FROM LARGE PRODUCERS. BOTH FLOWS REGISTERED A GROWTH OF ABOUT 7% IN COMPARISON WITH THE PREVIOUS YEAR.

GREEN WASTE

In comparison to 2015, there was a high decrease of 10% in the amount of green waste received, which inverts the growth trend of the last four years.

LIPOR and the City Councils have, with the support of the Parish Councils, been implementing several projects with the purpose of ensuring the quality of the materials received, namely regarding the treatment of green waste from parks, gardens and cemeteries.

The Recovery of green waste is essential to the achievement of LIPOR’s targets; therefore, we’ve developed the “Resíduos Verdes 2020” (Green Waste 2020) project, with the purpose of raising awareness amongst the population of the proper recovery of this type of waste.

The pilot project started in October 2016 in the Municipality of Vila do Conde, with the implementation of a new green waste collection circuit. Besides the collection through nearby containers, the City Council also provides a door-to-door collection service. This is a free service, which can be requested by residents by telephone.

This way we contribute to increasing recycling and decreasing the disposal of green waste together with unsorted waste, by testing tailor-made solutions that will allow the fulfilment of these objectives.

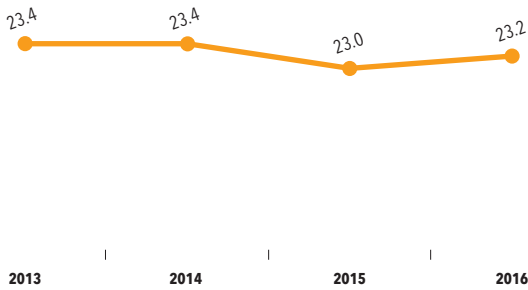
Still in the context of target fulfilment, LIPOR’s strategy includes the continuance and extension of putrescible waste collection circuits destined for domestic and non-domestic producers. We will also foster the selective collection of green waste, whether through the promotion of collective disposal in Drop-off Sites, green waste reception parks or specific containers, or through specific door-to-door collection circuits.

PLANT OPERATING INDICATORS
COMPOSTING PLANT PRODUCTION

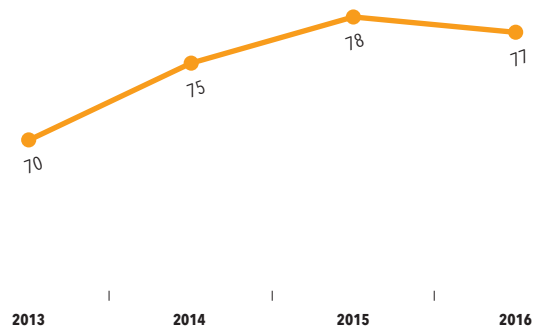
During 2016, the Composting Plant has recovered 45,980 tons of biowaste, 2.2% less than in 2015. It is also important to mention that the Plant registered a capacity utilisation of 77% and its production performance has been consistent throughout the past four years (23%).

The Unit produced a total of 10,656 tons of Nutrimais compost, having analytical determinations proved that it has good properties. It is a stable, mature and sanitised product of high value to soils, which reinforces the fact that, in 2016, no non-compliant situations were identified in over 8,000 annual discharges made at the Plant.

RATIO OF PRODUCTION PERFORMANCE OF THE PLANT (%)



CAPACITY UTILIZATION RATIO OF THE PLANT (%)



ORGANIC COMPOST SALES

In 2016, compost sales evolved very positively, with a total of 7,562 tons of dispatched product, as powder or in granular form, as shown in the following table:

YEAR	COMPOST APPROVED FOR COMMERCIALIZATION	COMPOSTO EXPEDIDO			Δ %
		ENSACADO	GRANEL	TOTAL	
2013	9,801	5,971	1,377	7,348	26.8%
2014	10,513	5,749	2,388	8,137	10.7%
2015	10,799	5,510	1,730	7,240	-11.0%
2016	10,656	5,396	2,166	7,562	4.5%

UNIT: TONS

These Granular and Powder products registered an increase in sales of over 4.5%, in comparison with the previous year, having the sales of Powder product excelled with an 11% increase.



Nutrimais is a quality low moisture organic matter, which is easy to apply and has no unpleasant odours. With Nutrimais, plants grow.

Eduarda Teixeira | Nutrimais Customer



LIPOR's performance regarding the management of the Energy Recovery Plant has been exemplary, being guided by very demanding requirements, which translate into the continuous improvement of efficiency and the use of the best technical solutions. Being in complete harmony with the surrounding community, LIPOR's CVE is a top reference, both nationally and internationally.

José Paulo | VEOLIA

ENERGY RECOVERY

The Energy Recovery of the unsorted fraction consists in recovering calorific energy through a controlled thermal treatment process and transforming it into electrical energy.

This process begins at the Energy Recovery Plant, located in Maia, which receives and stores unsorted waste produced in LIPOR's area of intervention and collected through the several circuits of its associated Municipalities. Waste is subjected to an incineration process, resulting in the production of water vapour that is later transformed in electrical energy, which is supplied to the National Electrical Grid.

The Plant has two treatment lines that operate continuously and is energetically self-sufficient. In 2016, it consumed 14% of the total energy produced in its operation, and the remaining 86% were injected into the Grid.

THE PLANT HAS TWO TREATMENT LINES THAT OPERATE CONTINUOUSLY AND IS ENERGETICALLY SELF-SUFFICIENT. IN 2016, IT CONSUMED 14% OF THE TOTAL ENERGY PRODUCED IN ITS OPERATION, AND THE REMAINING 86% WERE INJECTED INTO THE GRID.

WASTE RECEIVED

In 2016, 80% of all waste received in LIPOR's System was forwarded for Energy Recovery, amounting to 402,058 tons, which represents a decrease of about 0.2% in comparison with the previous year.

Throughout the year, LIPOR continued to send to the Plant rejected waste from Mechanical Treatment plants from other systems, which amounted to 10,246 tons, 2.5% of all waste received. The promotion of synergies and infrastructure sharing is one of the guidelines stated in PERSU 2020 which contributes to the fulfilment of national targets, and thus a principle we'll continue to follow.

Besides the waste sent directly by LIPOR's associated Municipalities, the Plant also received about 3,391 tons of sorting rejects and non-hazardous industrial waste totalling 586 tons.

Throughout the year, 63,527 discharges were made at the Plant, of which 313 were considered non-compliant, i.e., about 0.5% of all discharges made. In comparison with 2015, there was a 3% increase in discharges made and a 46% increase in the number of noncompliances, due to the presence of powder materials and green waste.

THE PROMOTION OF SYNERGIES AND INFRASTRUCTURE SHARING IS ONE OF THE GUIDELINES STATED IN PERSU 2020 WHICH CONTRIBUTES TO THE FULFILMENT OF NATIONAL TARGETS, AND THUS A PRINCIPLE WE'LL CONTINUE TO FOLLOW.



ELECTRICAL ENERGY PRODUCTION THROUGH WASTE INCINERATION

In 2016, a total of 387,692 tons of waste were incinerated at the Plant, which represents about 95% of the facility's nominal capacity.

This was a positive result, bearing in mind the planned long-term shutdown from October to December for maintenance and servicing of the Unit's main equipment. This shutdown had an average duration of 33 days per line, with a 14-day simultaneous shutdown for maintenance of common parts.

From May to August 2016, waste which had been temporarily stored in the auxiliary landfill in 2014-2015 was gradually transferred to the Plant for incineration, with the recovery of 13,928 tons of waste. In this context, during the autumn technical shutdown (from 6th October to 12th December), 21,658 tons of waste were forwarded to the landfill for future recovery at this Unit in 2017.

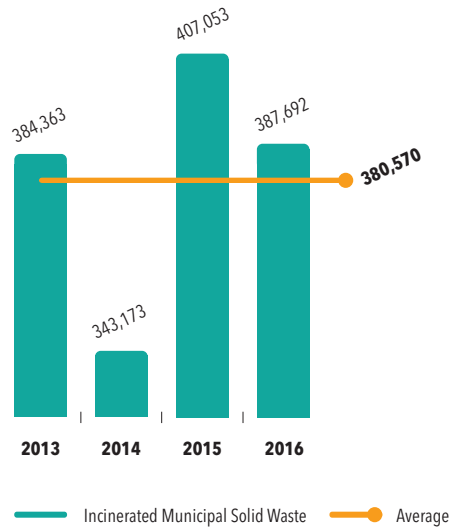
This way, we further seek to ensure and promote the maximum recovery of this waste, instead of disposing of it in the Landfill. This waste recovery operation is also a way to cover a foreseen shortage in waste delivered, given the direct consequences in the Unit's operational results.

The operational efficiency and the amount of electrical energy produced and exported to the National Electrical Grid have fallen below the values registered in 2015.

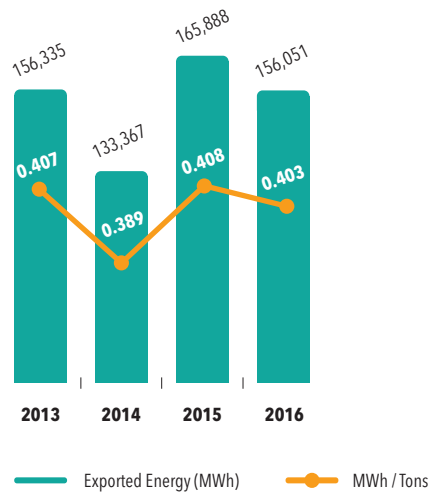
The operational efficiency of both lines and of the Turbo-alternator Group amounted to about 83% and 81% respectively. 181,822 MWh of electrical energy were produced, with the export of 156,051 MWh, corresponding to an output of 403 KWh/t of incinerated waste.

Waste received had satisfactory properties; however, the annual average Calorific Value (NCV) was of about 6,819 kJ/kg, a value close to the ones registered in previous years (2014 and 2015), but one of the lowest values ever registered at the plant, closely reflecting the reality and quality of waste received.

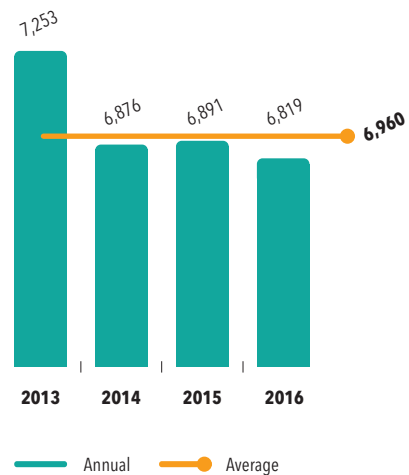
INCINERATED MUNICIPAL SOLID WASTE (Tons)



EXPORTED ENERGY (MWh)



PCI (KJ/KG)



BY-PRODUCTS OF INCINERATION

The incineration process generates two types of by-products: slag and ashes. From slag we also obtain iron scrap, which is subsequently treated and forwarded for multimaterial recycling by Sociedade Ponto Verde.

Regarding slag, its components favour its use as granular material, replacing soil or natural aggregates obtained by the extraction industry, and it also has a relevant potential, namely for roads and construction works.

All ashes produced at the Plant were treated in the Inertisation Unit and later transported to the Plant's auxiliary landfill.

In 2016, the following amounts were produced:

BY-PRODUCT (Tons)	2013	2014	2015	2016	Δ% 16/15
Ashes	30,402	27,735	32,427	28,202	-13.03%
Slags	74,812	67,465	79,447	78,327	-1.41%
Scraps	5,535	4,750	5,646	5,347	-5.30%

Summing up, all of these products registered a decrease in comparison with previous years, mostly due to the lower amount of waste incinerated in 2016.

TWO OF LIPOR'S FIVE CLOSED LANDFILLS, NAMELY THE LANDFILLS OF ERMESINDE AND MATOSINHOS, STILL PRODUCE ELECTRICAL ENERGY, WHICH IS ALSO INJECTED INTO THE NATIONAL ELECTRICAL GRID. IN 2016, ABOUT 1,150 MWH OF ELECTRICAL ENERGY WERE EXPORTED.

ENERGY RECOVERY OF BIOGAS FROM CLOSED LANDFILLS

The natural conditions of a Landfill cause, in the absence of air, the decomposition of organic matter and consequent biogas production which, much more than being considered a problem, should be approached as an alternative energy source.

Two of LIPOR's five closed Landfills, namely the Landfills of Ermesinde and Matosinhos, still produce electrical energy, which is also injected into the National Electrical Grid. In 2016, about 1,150 MWh of electrical energy were exported.

TECHNICAL CONFINEMENT

Technical Confinement in landfill is always the last option within the global waste management system. However, it is necessary as a final destination for waste that couldn't be recovered through multimaterial recycling, organic or energy recovery and also for the by-products that result from the incineration process itself.

In 2016, a total of 4,759 tons of MW were disposed of in the Landfill of Maia, a number that reflects the high level of minimisation of waste disposal in landfill, as it only represents 0.9% of all waste within LIPOR's System.

The growth registered in 2016, in comparison with 2013 and 2015, was completely due to the long shutdown of the Energy Recovery Plant, which complemented the shutdown that took place in 2014.

During 2016, 13,928 tons of waste were transferred from the Landfill to the Plant for incineration. The temporary disposal of this waste in Landfill in 2014-2015 (during the planned technical shutdowns for maintenance purposes) allowed its recovery and gradual transfer to the Plant for incineration, in 2016.



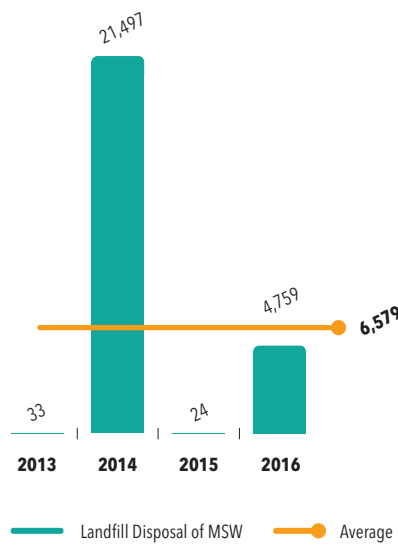
Being LIPOR's strategic partner is a huge challenge, as we contribute to its performance excellence. We use procedures and methodologies that allow an effective technical confinement of waste, thus minimising the activity's environmental impacts.

Pinto Barriga | CITRUP

The results achieved reflect LIPOR's commitment and effort to ensure the fulfilment of the national and European waste management strategy, which aims to limit as much as possible waste disposal in Landfill.

As the disposal of biodegradable waste in landfill has high environmental impacts, namely regarding greenhouse gas (GHG) emissions within the waste sector, PERSU defines 10% as the maximum value of disposal of BMW in landfill for 2020.

LANDFILL DISPOSAL OF MUNICIPAL SOLID WASTE - MSW (Tons)



As a teacher, I see LIPOR as an institution that is geared towards environmental education and awareness, seeking to participate, cooperate and motivate schools, but also the general population, and being always willing to collaborate.

Filipe Santos | Junqueira Schools Group

ENVIRONMENTAL EDUCATION AND AWARENESS

Environmental Education and Awareness are essential to the creation of a more aware and proactive Society regarding the current environmental problems and challenges. In this context, waste reduction, reuse and sorting have been assuming increasing importance.

To educate, train and share knowledge with the Communities we serve and our Partners are key steps to ensure and promote a greater and better environmental awareness that could lead to a generational change of behaviour towards an environmentally friendly attitude. That's what we've been doing, year after year, since 1996.

Only through the involvement of each and every one will LIPOR be able to fulfil its mission to promote proper waste recovery and treatment, to continue to lead the Sector and strengthen the path set for its Project, which will reach 35 years in 2017.

LIPOR EDUCA (LIPOR EDUCATES)

Within the scope of the Education and Awareness area, LIPOR promotes several activities amongst the Community, which are defined in an **Environmental Education and Intervention Programme (PEIA)**. This programme is based on 3 areas of intervention: **"LIPOR Educa"** (LIPOR Educates), **"LIPOR Informa"** (LIPOR Informs) and **"LIPOR Interage"** (LIPOR Interacts).

"LIPOR Educa" reflects the strong pedagogical and educational component of LIPOR's activity. This area is currently consolidated through **"Projeto LIPOR Geração +"** (PLG+ - LIPOR Generation + Project), destined for Associations, Educational, Social and Higher Education Institutions, which motivates Citizens to a more corporative behaviour towards the environment.

3 years after its implementation, **PLG+** continues to promote a spirit of continuous activity and involvement with the Community, thus ensuring stable annual indicators. The project's activities are based on the development of Intervention Plans that seek to satisfy the needs identified in a 1st diagnosis phase, in order to optimise the Institutions' Environmental Management processes.

The project has currently 173 enrolled Institutions, with a potentially reachable Community of 59,770 Citizens. In 2016, there were 1,027 direct intervention actions, involving 25,557 participants and resulting in the awarding of 23 new

“Coração Verde” (Green Heart) Certificates, with a total of 32 Certifications within the scope of the project.

The certified Institutions are regularly followed up by LIPOR’s technical team, to ensure that they keep the good practices, in view of the renewal of their certification, every two years. The Institutions receive a Handbook of Good Practices, a support tool that allows them to continue the good work.

The comparative analysis of initial and final results achieved by the certified Institutions reveals the behavioural change throughout the implementation of the Action Plan, with an average growth of 47.3% in the amount of waste sent for Multimaterial Recovery (corresponding to an increase of 42 tons/year) and an average reduction of 36.8% in unsorted waste production (corresponding to a decrease in production of 171 tons). Additionally, there was an average increase of 54.5% in the indicator related to the Institutions’ environmental behaviour.



THE COMPARATIVE ANALYSIS OF INITIAL AND FINAL RESULTS ACHIEVED BY THE CERTIFIED INSTITUTIONS REVEALS THE BEHAVIOURAL CHANGE THROUGHOUT THE IMPLEMENTATION OF THE ACTION PLAN

LIPOR INFORMA (LIPOR INFORMS)

“LIPOR Informa” has a strong training dimension. This area provides training programmes for several activity sectors and with a specific target audience. The initiatives developed are based in a strategy for the promotion of good environmental practices, focusing substantially on the development of competencies related to municipal waste, through environmental education.

Throughout 2016, we’ve held 397 training actions, in which 7,367 Citizens participated. In comparison with 2015, 99 additional actions took place, involving 2,573 additional participants.

Within this area, we highlight the “Academia LIPOR” (LIPOR Academy) project.

Being aware of the scarce training offer regarding the Waste Sector in Portugal, LIPOR inaugurated in May 2015 the “Academia LIPOR” space.

As a training entity (certified by CEFA – Foundation for Studies and Municipal Training, since 2013) and promoter organisation (accredited by the Chamber of Engineers, still this year), LIPOR aims to develop and perfect competencies through training and qualification, using advanced educational methods and equipment, thus promoting a deeper insight on the Sector.

Throughout 2016, LIPOR Academy held 34 courses, with a total of 431 training hours and the participation of 1,037 trainees. Still this year, the Academy presented its moodle platform, through which it provided several e-learning and b-learning courses.

The courses approached, among other themes, Municipal Waste Management, Sustainability, Innovation, Environmental Communication and Marketing, Multimaterial Sorting, Prevention of Waste Production, Circular Economy and Organic Farming.

Hence, with its Academy, LIPOR basically intends to further pursue its continuous improvement process, promoting Citizen education, the information society, innovation and, most of all, its role as a social cohesion and development hub that fosters the enrichment and involvement of the entire Community.



LIPOR ACADEMY HELD 34 COURSES, WITH A TOTAL OF 431 TRAINING HOURS AND THE PARTICIPATION OF 1,037 TRAINEES. STILL THIS YEAR, THE ACADEMY PRESENTED ITS MOODLE PLATFORM, THROUGH WHICH IT PROVIDED SEVERAL E-LEARNING AND B-LEARNING COURSES.



LIPOR INTERAGE (LIPOR INTERACTS)

“LIPOR Interage” includes a variety of activities that promote a close relationship with Citizens and mainly aim at raising awareness of environmental issues. In 2016, the activities developed within the scope of this area involved 43,252 participants, with a total of 714 actions. In this area, we highlight “Parque Aventura” (Adventure Park) and Group Visits.

The Adventure Park is the result of a project designed for the sealing, rehabilitation and environmental landscape recovery of a former landfill.

It is a recreational open air space for leisure and training, located in our facilities in Baguim do Monte, which can be used by the population of Greater Porto, particularly the surrounding communities. Several infrastructures allow the development of activities: Car park, Picnic area, Playground, Extreme Park, lookout, walking and cycling routes, thematic spaces, fitness tracks, food stand and green areas, among others.

The Organisation has created this park with the purpose of reinforcing the LIPOR Brand and raising awareness amongst the entire population of the importance of physical activity, a healthy diet, respect for the environment and biodiversity.

Admission to the Adventure Park is free; however, there is a “symbolic” cost, which is the mandatory delivery of recycling materials: “Paper/Cardboard”, “Plastic and Metal” or “Glass”.

In 2016, the Park received 34,491 visitors and held 282 activities. In comparison with the previous year, there was an 8% growth in activities and a 17% decrease in visitors. The main factors that influenced this reduction were adverse weather conditions.

From 2011 to September 2016, the Park has already received 204,367 visitors who brought with them about 28,674 kg of recyclable waste, as a symbolic entrance fee. This measure serves as a contribution to increase the amount of materials sent for recycling and to raise awareness amongst the population of the need to sort the waste they produce.

At a regional level, there’s no other venue with such an environmental and social value, so it must be preserved, monitored and innovated.

ADMISSION TO THE ADVENTURE PARK IS FREE; HOWEVER, THERE IS A “SYMBOLIC” COST, WHICH IS THE MANDATORY DELIVERY OF RECYCLING MATERIALS: “PAPER/CARDBOARD”, “PLASTIC AND METAL” OR “GLASS”.

SCHOOLS ARE STILL OUR MAIN VISITORS, ALTHOUGH WE RECEIVE VERY DIVERSIFIED VISITORS. “HORTA DA FORMIGA” WAS THE AREA THAT RECEIVED MORE VISITORS, AS IT IS APPEALING TO ALL AGE GROUPS.

Visits are a daily activity at LIPOR, and are available for Private groups, Schools, Associations, Institutions and Companies.

In comparison with 2015, in 2016 there was a 19% and 17% decrease in the number of visits and visitors respectively. In 2016, there were 429 visits, involving 8,707 visitors.

Visits are also free of charge, and admission requires the delivery of recycling materials too. In 2016, LIPOR received about 8,078 kg of materials (about 621 kg more than in 2015).

Schools are still our main visitors, although we receive very diversified visitors. “Horta da Formiga” was the area that received more visitors, as it is appealing to all age groups.



HORTA DA FORMIGA

Still within the scope of Environmental Education and Awareness promoted by LIPOR, we must highlight “Horta da Formiga”, located in LIPOR’s facilities in Baguim do Monte, since 2002.

It is a sustainable space that raises awareness of good agricultural and environmental practices, where people learn how to create and maintain gardens and kitchen gardens, and even to cook.

Our purpose is to encourage Citizens and entities to implement good practices in green spaces within LIPOR’s Associated Municipalities, raising awareness of the biowaste issue and of food waste, thus promoting their quality of life and making a difference for a more sustainable region.

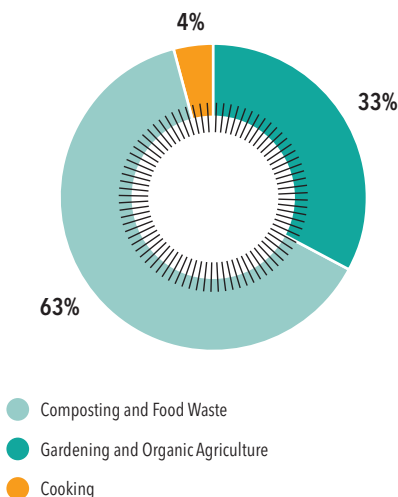
This space provides different services regarding composting, organic farming, sustainable gardening and biodiversity, and food waste, most of which are free of charge.

In 2016, 205 courses were held, with a total of 630 training hours and the participation of 3,198 Citizens.

In comparison with 2015, it registered an 11% and 15% growth respectively, having however the training hours decreased by 6%.



NUMBER OF COURSES PROMOTED BY CATEGORY (%)



ONE OF THE STRATEGIC OBJECTIVES OF THE “TERRA À TERRA” PROJECT IS TO DELIVER 19,120 COMPOSTERS IN LIPOR’S EIGHT ASSOCIATED MUNICIPALITIES UNTIL 2020, HAVING 11,166 COMPOSTERS BEEN DELIVERED UNTIL DECEMBER OF THE YEAR UNDER REVIEW, WITH NO COSTS TO THE PARTICIPANTS.

“TERRA À TERRA” PROJECT (EARTH TO EARTH)


Due to its transversal nature, the Home Composting area is essential for the achievement of the objectives defined in LIPOR’s Strategic Plan (PEL) and, consequently, in the Action Plans of its associated Municipalities (PAPERSU). Our intervention in this specific area is realised through the “Terra à Terra” project.

This project aims to encourage the Citizens that live in LIPOR’s area of intervention to recover their organic waste (food and garden waste) in their homes, buildings, schools and institutions, thus reducing costs associated with waste management (collection, transportation and centralised treatment), as well as the corresponding greenhouse gas (GHG) emissions, thus improving the Community’s quality of life.

This year, 92 “Terra à Terra” courses took place, with the participation of 17,707 trainees and the delivery of 1,866 composters. These composters will allow the diversion from Energy Recovery of 880 t/year of food and garden waste.

This project also included, in 2016, the launch of the “Compostagem Lá em Casa” (Composting at Home) Campaign. The slogan reveals the purpose of this project, which is to promote the practice of Composting at Citizens’ homes. This Campaign had very positive results, leading to a significant increase in the participation in “Terra à Terra” training courses and consequent delivery of composters.

One of the strategic objectives of the “Terra à Terra” project is to deliver 19,120 composters in LIPOR’s eight associated Municipalities until 2020, having 11,166 composters been delivered until December of the year under review, with no costs to the participants.



FOOD WASTE IS ONE OF THE MAIN ECONOMIC, ENVIRONMENTAL AND SOCIAL PROBLEMS THAT CURRENTLY AFFECT US.

“DOSE CERTA” PROJECT (RIGHT SERVING)

Food waste is one of the main economic, environmental and social problems that currently affect us. 2016 was declared National Year for the Fight against Food Waste.

In LIPOR’s area of intervention, food waste represents about 25% of unsorted waste. Therefore, it is a very important fraction for the Organisation and its Municipalities, not only regarding the fulfilment of LIPOR’s Strategic Plan (PEL) and the Action Plans of the associated Municipalities (PAPERSU), but also as far as the prevention of waste production is concerned.

In order to fight against this type of waste, LIPOR has created the “Dose Certa” project. This is a free and voluntary project, which is integrated in LIPOR’s prevention policy, aiming to reduce food waste production at its source by changing mentalities.

The purpose of “Dose Certa” is to reduce and fight food waste in restaurants, from food preparation up to the customer, while also promoting a balanced diet, in partnership with the Portuguese Association of Nutritionists (APN). At the same time, it reduces costs and contributes to the preservation of natural resources, providing customers a differentiating and sustainable option. In 2016, 35 restaurants and canteens were part of this project.

To complement “Dose Certa”, LIPOR and the Municipality of Porto launched, in 2016, the “Embrulha.” (Pack it) project. This pilot project was targeted to the Municipality’s restaurants and their customers, with the purpose of reducing the food waste fraction among municipal waste and creating an acceptable and sustainable solution to reduce wastage in restaurants. For this purpose, customers of the participating restaurants were provided with free packages for leftovers, so that they could later reuse part of the meal.

IN ORDER TO FIGHT AGAINST THIS TYPE OF WASTE, LIPOR HAS CREATED THE “DOSE CERTA” PROJECT. THIS IS A FREE AND VOLUNTARY PROJECT, WHICH IS INTEGRATED IN LIPOR’S PREVENTION POLICY, AIMING TO REDUCE FOOD WASTE PRODUCTION AT ITS SOURCE BY CHANGING MENTALITIES.

A group of students from Wageningen University, in Holland, participated in this project. The study showed that the dissemination and provision of free packages for leftovers has a good acceptance rate among restaurant owners and customers, amounting to 85% and 90% respectively. It is a simple way to reduce food waste. Those who don’t eat everything... “Pack it”.

For a week, students distributed 102 eco-friendly packages in 15 restaurants in the city of Porto. Employee and customer involvement allowed the reuse of 30kg of food, thus avoiding about 4.91 kg of CO₂eq emissions.

In the future, LIPOR intends to keep up the work already developed regarding the Prevention of Food Waste Production, within the scope of an integrated strategy against food waste, in the 2017-2020 time frame.

DESPERDÍCIO
ALIMENTAR

DOCE
CERTA

Embrulha.

lipor  

IN THE FUTURE, LIPOR INTENDS TO KEEP UP THE WORK ALREADY DEVELOPED REGARDING THE PREVENTION OF FOOD WASTE PRODUCTION, WITHIN THE SCOPE OF AN INTEGRATED STRATEGY AGAINST FOOD WASTE, IN THE 2017-2020 TIME FRAME.

**“HORTA À PORTA” PROJECT
(KITCHEN GARDEN AT YOUR DOOR)**

Organic Farming is an agricultural method that does not resort to chemical fertilisers or synthetic pesticides. Its purpose is to provide Citizens with fresh, authentic food, while respecting life cycles and natural resources, protecting public health, the environment and biodiversity.

In this context, we highlight the **“Horta à Porta”** project. It is an urban kitchen gardens project, nationally recognised as promoter of good agricultural, environmental and social practices. This initiative allows the implementation of organic farming and composting concepts and consists of creating dynamic and useful green spaces (plots), thus promoting the contact with nature, quality of life, subsistence and social responsibility.

In 2016, 5 new kitchen gardens were created, thus totalling an organic farming area of 111,224 m². This project currently covers 50 kitchen gardens and 1,656 plots.

During its 13 years of existence, the **“Horta à Porta”** project has developed partnerships with the purpose of creating kitchen gardens and assigning plots to interested citizens.



**“JARDIM AO NATURAL” PROJECT
(GARDEN IN NATURAL STYLE)**

The **“Jardim ao Natural”** project aims to increase the organic farming area within the eight associated Municipalities and to raise awareness amongst the population of a sustainable maintenance of green spaces (parks, public gardens, kitchen gardens or balcony gardens), without the use of chemical products dangerous to the environment and to humans.

This project is destined for Citizens and Institutions that voluntarily commit themselves to have a **“Garden in Natural Style”**. Until the end of 2016, we had received 2,243 commitment charters, resulting in 236 hectares of sustainable green areas.

When we create a Garden in Natural Style, we contribute to the improvement of life quality, to the re-naturalisation of cities, to soil fertility and life, to the health of gardens and kitchen gardens, thus promoting biodiversity, reducing water consumption and greenhouse gas (GHG) emissions.

THIS PROJECT IS DESTINED FOR CITIZENS AND INSTITUTIONS THAT VOLUNTARILY COMMIT THEMSELVES TO HAVE A “GARDEN IN NATURAL STYLE”. UNTIL THE END OF 2016, WE HAD RECEIVED 2,243 COMMITMENT CHARTERS, RESULTING IN 236 HECTARES OF SUSTAINABLE GREEN AREAS.

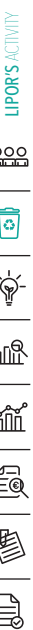
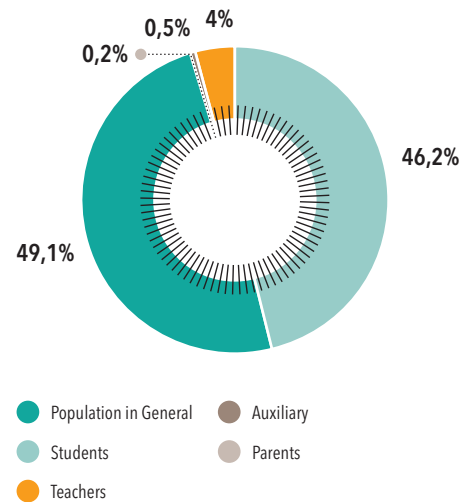
Since 2002, LIPOR has been implementing good sustainable gardening practices in Horta da Formiga, an experimentation and learning space, thus demonstrating that it is possible to maintain green spaces in a sustainable way.

In order to extend this methodology to all green spaces within LIPOR, we’ve developed the **“Espaços Verdes 2020” (Green Spaces 2020)** project. Its implementation will allow us to reduce green waste production and to adapt to climate change, as a response to the challenges stated in PERSU 2020 (Strategic Plan for Municipal Solid Waste).



To sum up, in 2016, LIPOR has, with all its Environmental Education and Awareness activities, reached a total of 88,688 Citizens, including students, teachers, assistants, employees, parents and the population in general.

DISTRIBUTION OF POPULATION IN ACTIVITIES (%)



HUMAN RESOURCE MANAGEMENT

People are the most important asset for the Management of an Organisation. In 2017, LIPOR will reach 35 years of existence, of team work and consolidation, while modernising itself and envisioning the Future.

In order to respond to the new challenges set by the Board, a new Organisational Macrostructure and corresponding Organigram came into force on 1st October 2016. The Mission, Vision, Values and Policy were reviewed correspondingly.

LIPOR is aware that its success and progress depend on the commitment, motivation and knowledge of its Employees. They make everything happen!

In this context, LIPOR communicates its commitments rigorously and with transparency, and invests in the continuous training and the development of individual competencies of its Employees, so that they feel involved and understand their contribution to the success of the Organisation. Several initiatives are also implemented in order to foster communication and promote the Employees' quality of life and well-being.

In 2016, LIPOR was selected as the Sectoral Winner of the medium business Public Sector category of the Excellence at Work Award. This award, which is promoted by Heidrick & Struggles in partnership with INDEG-IUL and Human Resources Portugal, seeks to reward entities that highly invest in the organisational climate area and the development of human capital. This award is the result of the collective engagement and dedication of the Board of Directors, Employees, associated Municipalities and all our Partners, in search of excellence.



Throughout the years, LIPOR's Human Resource Management has been characterised by words such as: dynamism, engagement, continuous investment, anticipation, inclusion and innovation.

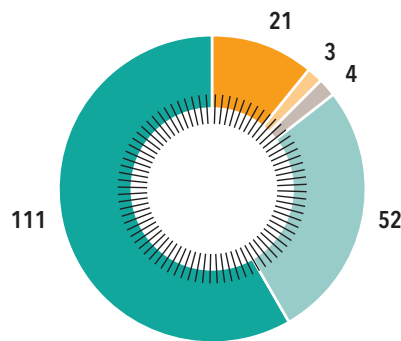
Mário Henriques | Highplay

LIPOR IS AWARE THAT ITS SUCCESS AND PROGRESS DEPEND ON THE COMMITMENT, MOTIVATION AND KNOWLEDGE OF ITS EMPLOYEES. THEY MAKE EVERYTHING HAPPEN!


NO. OF EMPLOYEES

By the end of 2016, LIPOR's team comprised 191 Employees, distributed by the several operational and support areas, as depicted in the following chart:

NO. EMPLOYEES BY OPERATIONAL UNIT



- Structure (Structure + Operations)
- Multimaterial Recycling
- Organic Valorisation
- Energy Recovery and Technical Confinement
- Environmental Education



TRAINING HOURS

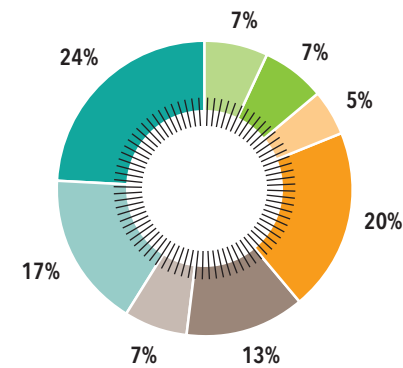
Throughout 2016, LIPOR provided a total of 4,200 training hours to its Employees, which represents an investment of 0.22% of its Turnover. It is important to highlight that internal know-how ensured 46% of all training hours.

This result shows that the Organisation continues to invest in continuous training and the development of its Employees, while optimising costs and resources. On the other hand, LIPOR prioritises internal training, in accordance with a previously prepared Annual Training Plan, which integrates the identified training needs.

In comparison with the previous year, the number of training hours provided decreased about 21%.

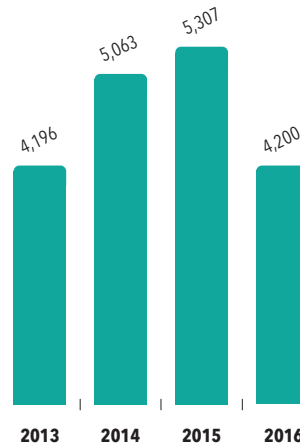
The following chart shows the distribution of training hours according to themes, in 2016:

DISTRIBUTION OF TRAINING HOURS BY THEMES (%)

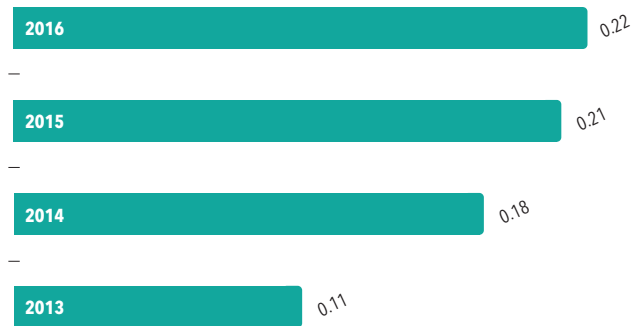


- Technical Skills
- Skills Management and Development
- Social Responsibility and Sustainability
- Environment
- Safety and Health at Work
- Safety and Customer Orientation
- Information Technology
- Other

NO. TRAINING HOURS



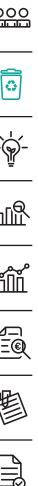
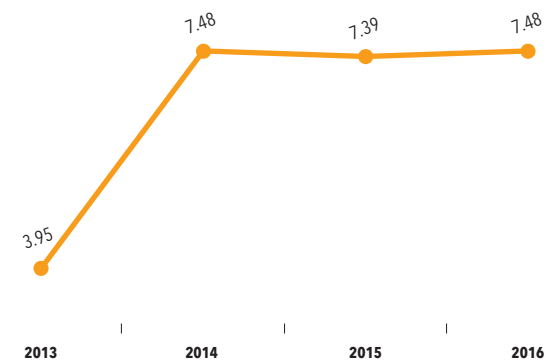
TRAINING HOURS COSTS | TURNOVER (%)



ABSENTEEISM RATE

By the end of 2016, the Absenteeism Rate was of about 7.5%, registering a slight increase of about 0.1%, in comparison with the previous year.

ABSENTEEISM RATE (%)



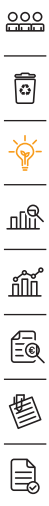


MY ROLE CONSISTS OF TOTAL COMMITMENT, ENGAGEMENT AND RESPONSIBILITY. THROUGHOUT LIPOR'S 35 YEARS OF EXISTENCE, I'VE GROWN ALONG WITH IT, BOTH PROFESSIONALLY AND AS A PERSON. AT LIPOR, THE FUTURE IS NOW, AND IT IS A PROMISING, INNOVATIVE AND QUALITY FUTURE.

CRISTINA SANTOS · COMMUNICATION, SUSTAINABILITY AND MARKETING UNIT

I WAS PART OF THE ORGANISATION'S PAST, CONTRIBUTED TO TODAY'S LIPOR AND HAVE ALREADY PLANTED THE SEED FOR THE ORGANISATION'S FUTURE!

MANUEL ANTÓNIO · LOGISTICS AND INFRASTRUCTURE DIVISION



SUSTAINABILITY AND INNOVATION



IN 2016, LIPOR AND THE ASSOCIATED MUNICIPALITIES WERE THE WINNERS OF THE SUSTAINABLE DEVELOPMENT CATEGORY IN THE PORTUGUESE-FRENCH TROPHIES. THIS TROPHY REWARDS COMPANIES THAT IMPLEMENT A SUSTAINABLE POLICY BASED ON ECONOMIC, SOCIAL, ENVIRONMENTAL, INNOVATION AND QUALITY CRITERIA.



Bearing in mind that the available resources are limited, and must therefore continuously flow through the integrated productive chains, it is urgent to appeal to a more sustainable consumption of those resources, so that we can ensure the survival of future generations.

LIPOR's action consolidates a stance based on the creation of value within the production cycle, by reintroducing "waste" as a "resource" in the value chain.

We currently focus on waste prevention, reuse, restoration, recycling, ecodesign and durability. The end of life of a product can determine the beginning of another one. These are the principles that guide Circular Economy and represent the Organisation's commitment to what we consider to be a responsible corporate action, which will allow us to strengthen our Sustainability strategy every day.

In a Circular Economy, all resources and materials must be used as much as possible, in a way that preserves natural resources, reduces wastage, rationalises costs and minimises the impacts on the environment and human health.

In 2016, LIPOR and the associated Municipalities were the winners of the Sustainable Development category in the Portuguese-French Trophies. This trophy rewards companies that implement a sustainable policy based on economic, social, environmental, innovation and quality criteria.

The Portuguese-French Trophies are awarded by the CCILF - Portuguese-French Chamber of Commerce and Industry - with the purpose of encouraging trade between Portugal and France, thus recognising the companies' effort and success in the development of strategies and investments in both markets.

This award is the result of the collective commitment, engagement and dedication of the Board of Directors,

Employees, associated Municipalities and all our Partners, always in search of Excellence.

As a sustainable Organisation, we wish to promote not only our knowledge, but also the growth of all those who cooperate with us and who we serve every day.

Additionally, in order to respond to the big challenges posed by the current context, Innovation became one of LIPOR's strategic objectives and a priority. We've ensured the competencies needed to promote a creativity and innovation culture at all levels within the Organisation, in order to structure RDI activities, redesign projects, promote new projects and new opportunities that will reinforce the Organisation's gains and optimize its costs.

LIPOR's Research, Development and Innovation Management System is certified by the Portuguese Association for Certification APCER, according to the Portuguese standard NP 4457:2007, regarding Research, Development and Innovation for sustainable Waste Management solutions.

In order to achieve, in 2020, the targets defined by PERSU 2020, one of the challenges for the coming years will be to focus our efforts on the promotion of selective waste collection, with the clear purpose of ensuring a better quality of the downstream raw material, so that it can be reintroduced in new production processes.

In this context, LIPOR has several ongoing projects that promote Innovation in all areas of the Organisation. Below, we briefly highlight some of those projects:





The “**Mercado Inteligente**” (Smart Market) project, implemented at the Municipal Market of Vila do Conde by the City Council of Vila do Conde, LIPOR and Sociedade Ponto Verde, is a solution for Sustainable Waste Management in Smart Cities. This Municipality has the first Smart Equipment in the country, which was inaugurated in February 2016.

This is an innovative pilot project and a new waste management approach which allows the identification of the waste producer, its association with the volume and type of waste disposed of and also the granting of bonuses for proper waste sorting.

This solution was made available to Large Waste Producers and Commercial Establishments, which were identified as the producers with greater potential for proper waste sorting. This type of equipment allows the monitoring of waste disposal and the promotion of good practices, thus avoiding the wastage of recoverable waste.

The information provided by the Smart Equipment allowed the identification of customers who sorted waste and of those who needed to improve their sorting rates. By raising awareness among users who didn't sort their waste, we managed to achieve a 20% growth in customers who regularly sort their waste, in two months.

A customer satisfaction survey also revealed that 95% of Customers were “Very Satisfied” with the installed smart solution.

Also with the purpose of promoting good environmental practices and acknowledging Citizen participation in Multimaterial Recycling, we've implemented in the beginning of 2014 the **ECO SHOP** service.



IN 2016, LIPOR'S EVENT WASTE MANAGEMENT PROJECT, DEVELOPED IN PARTNERSHIP WITH CITY COUNCILS, ALLOWED THE COLLECTION OF ALMOST 149 TONS OF RECYCLABLE WASTE.

Within the scope of this project, a points card with benefits is given to Citizens and Companies that voluntarily bring their waste to the two participating Drop-off Sites: Ecocentro da Formiga (more relevant) and Ecocentro da Cal. By the end of 2016, LIPOR had 1,755 card users. This loyalty card also gives access to the Adventure Park's infrastructures.


In comparison with the previous year, there was a 6.2% increase in the number of Drop-off Site private users in 2016, as opposed to a decrease in use by companies. There was a decrease in the usual flow of the drop-off sites; however, the delivery of other materials, such as Wood, Clothes and WEEE, increased significantly.

In addition, LIPOR provides equipment specifically designed for the disposal of recyclable materials in events and sports competitions, so that to promote their proper sorting and increase the amount of materials received by its Units.

In 2016, LIPOR's **Event Waste Management** project, developed in partnership with City Councils, allowed the collection of almost 149 tons of recyclable waste.

Still within this scope, LIPOR and the City Council of Gondomar implemented in September 2016, during the Municipality's Festivities, an initiative called “**Os seus resíduos podem ser a peça que falta**” (Your waste can be the missing piece).

This initiative aimed at converting the environmental cause into a social cause, having generated great interest among the Media.



149t

IN 2016, LIPOR'S EVENT WASTE MANAGEMENT PROJECT, DEVELOPED IN PARTNERSHIP WITH CITY COUNCILS, ALLOWED THE COLLECTION OF ALMOST 149 TONS OF RECYCLABLE WASTE.

It established the donation to the Municipality's Fire Brigades of a Euro for every five kilograms of sorted waste. About 8 tons of materials were collected.

The purpose of this project is hence to promote selective collection in local initiatives, such as thematic fairs, pilgrimages and similar events, and to help local Community support and social institutions.

Given the success of this initiative, LIPOR intends to extend it to the other associated Municipalities.

Environmental instability and natural disasters associated with climate change are affecting the planet's biodiversity, deepening the energy crisis and affecting human societies and global economy.

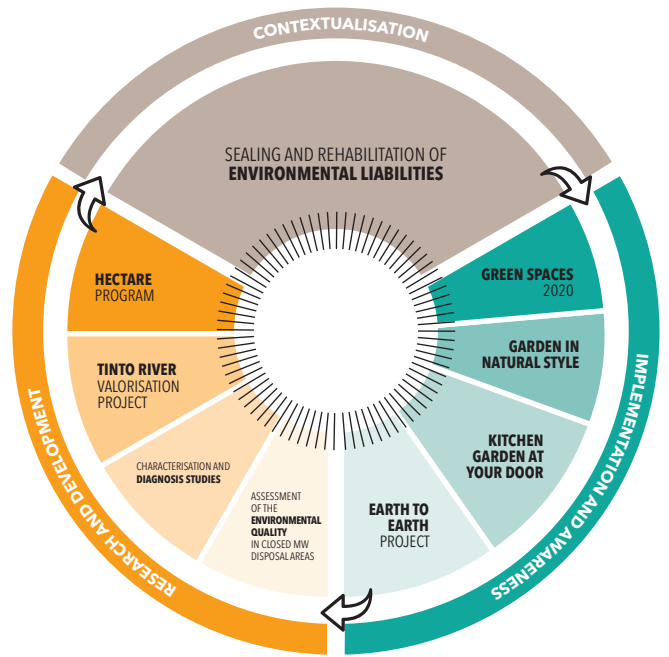
Biodiversity is the foundation of our economy and well-being and we depend on it for food, materials, drinking water, pure air and medicines.

The Biodiversity strategy is an integral part of the Europe 2020 Strategy, particularly of the emblematic initiative "A resource-efficient Europe", and of the National Strategy for Nature Conservation and Biodiversity. Its main goal is to reverse the loss of Biodiversity and ecosystem destruction in the European Union until 2020.

The **LIPOR Biodiversidade 2013 | 2020 (LIPOR Biodiversity 2013 | 2020)** Statement of Commitment was adopted by the Top Management in March 2014. Through this voluntary commitment, LIPOR commits itself to the development of a Biodiversity Strategy that includes the implementation of minimisation strategies and/or actions to compensate the impacts of its activities on biodiversity.

In 2016, as a result of the consolidation of our Biodiversity strategy and the reinforcement of the R&D area, we highlight the output of the following projects:

- Environmental characterisation and mapping of biotopes present in the areas managed by LIPOR, of different existing human habitat categories;




BIODIVERSITY STRATEGY: ACTION COMPONENTS

BIODIVERSITY IS THE FOUNDATION OF OUR ECONOMY AND WELL-BEING AND WE DEPEND ON IT FOR FOOD, MATERIALS, DRINKING WATER, PURE AIR AND MEDICINES.

- Assessment of the environmental quality in closed municipal solid waste disposal areas, with no evidence of negative impacts of these landfills on the surrounding areas;
- Valorisation of Tinto River, promoted through the inauguration of a walkway alongside the river, near our facilities;
- Promotion of investment in the rehabilitation of 20 hectares of public areas throughout the eight associated Municipalities.

LIPOR is developing "PROGRAMA HECTARE" (HECTARE PROGRAMME), within the scope of the 100,000 trees in the Metropolitan Area of Porto project named "FUTURO" (FUTURE). Besides fostering biodiversity, these plants embellish the landscape and enrich the territory, regulate water in soils, help to sequester carbon and to improve air quality. The ecological services provided to the society correspond to an estimated worth of 10,500 euros per year and to the sequestration of 25 tons of carbon per year.

LIPOR believes that its sustainable development commitment implies the integration of climate change issues in its business strategy and acknowledges the importance of this theme for the sector and, particularly, for its activity as an Organisation.



THE 3M - LESS WASTE, LESS CARBON, MORE CLIMATE STRATEGY REPRESENTS LIPOR'S VOLUNTARY COMMITMENT TO THE FIGHT AGAINST CLIMATE CHANGE.



The **3M - Less waste, Less carbon, More climate** strategy represents LIPOR's voluntary commitment to the fight against climate change.

In the context of our strategic objectives and the aim to contribute to the fulfilment of the objectives of climate policies defined for the European Union, Portugal and Porto, 2016 was a key year, given the commitment assumed by LIPOR to reduce by 16% its GHG emissions, in comparison with the base year of 2006. The work developed made it possible for LIPOR to achieve the defined target.

However, bearing in mind that global GHG emissions will continue to increase in the next decades, causing an estimated average increase in the planet's temperature between 1.8 °C and 4 °C until 2100, the waste sector must adapt to this new reality.

Adaptation is thus a necessary and urgent response in a context of environmental, economic and social valuation, and the sooner adaptation costs are bore, the more current and future benefits it will bring to the entire waste sector.

Throughout the past years, LIPOR has been implementing internal measures to reduce emissions, including the establishment of quantitative targets and monitoring of their fulfilment. The promotion of clean/renewable energies fits into this premise. As an example, we state the Mini-generation plant based on photovoltaic technology.

The Photovoltaic Plant, installed in LIPOR's Adventure Park and based on photovoltaic technology, which maximises the use of solar energy for the decentralised production of electrical energy, ensures the system's financial sustainability and makes a contribution to the targets established in the ENE 2020 (National Strategy for Energy 2020).

It comprises 1,200 photovoltaic panels with a unit capacity of 230 Wp, which are installed in a total area of 4,800 m².

Since it started operating in the beginning of June 2013, the plant has produced in three years over a million KWh of electricity, which corresponds to about 470 tons of CO₂ emissions avoided.



THE PHOTOVOLTAIC PLANT, INSTALLED IN LIPOR'S ADVENTURE PARK AND BASED ON PHOTOVOLTAIC TECHNOLOGY, WHICH MAXIMISES THE USE OF SOLAR ENERGY FOR THE DECENTRALISED PRODUCTION OF ELECTRICAL ENERGY, ENSURES THE SYSTEM'S FINANCIAL SUSTAINABILITY AND MAKES A CONTRIBUTION TO THE TARGETS ESTABLISHED IN THE ENE 2020 (NATIONAL STRATEGY FOR ENERGY 2020).

This also bearing in mind that the basic principle of LIPOR's strategy is Green Growth, which consists of economic growth with lower consumption of natural resources and good quality of life for Municipalities and Citizens.

LIPOR has signed a contract which determines, from 1st October 2016 on, the purchase of electrical energy produced from 100% renewable energy sources. Overall, 93% of electrical energy provided to LIPOR's units comes totally from renewable sources. In terms of GHG emissions, this procedure allowed the avoidance of about 516 tons of CO₂eq.

This good practice will be applied to the remaining units in 2017.

Following the participation in the "Programa Eficiência Energética para PME" (Energy Efficiency Programme for SMB), promoted by Galp, in 2016, LIPOR received the "Empresa Pró Eficiência Energética" (Pro-Energy Efficiency Company) - Galp ProEnergy seal.

From over 700 companies from several economic activity sectors, LIPOR was one of 17 companies that stood out in 2015 for the implementation of energy efficiency actions.



This seal is awarded by Galp, in cooperation with RNAE (Association of Energy and Environmental Agencies - National Network), the ISQ (Welding and Quality Institute) and Sair da Casca - Consultoria e Comunicação em Desenvolvimento Sustentável. This award reflects the Organisation's effort and commitment to the adoption of good energy practices.

The criteria for the granting of the seal were: the scope of the implemented energy efficiency measures, the relative number of employees involved, the obtained or expected results, innovation and the replicability of the implemented measures.

The improvement of LIPOR's energy performance through the conception and implementation of an energy efficiency culture and corresponding practices is established in its sustainable management strategy as one of its Quality, Environmental, Energy, Health and Safety, Social Responsibility and Innovation policies.

THE PARTICIPATION IN THE "PROGRAMA EFICIÊNCIA ENERGÉTICA PARA PME" (ENERGY EFFICIENCY PROGRAMME FOR SMB), PROMOTED BY GALP, IN 2016, LIPOR RECEIVED THE "EMPRESA PRÓ EFICIÊNCIA ENERGÉTICA" (PRO-ENERGY EFFICIENCY COMPANY) - GALP PROENERGY SEAL.





MY MISSION IS TO ENSURE THAT LIPOR HAS ALL THE TOOLS IT NEEDS TO FACE CHALLENGES, ALWAYS SEEKING THE CREATION OF VALUE AND THE DEVELOPMENT OF INNOVATIVE SOLUTIONS THAT WILL MEET ITS CUSTOMERS' NEEDS, AND ENSURING ITS ECONOMIC AND FINANCIAL BALANCE.

NUNO FILIPE · INFORMATION SYSTEMS AND MANAGEMENT DIVISION

12 YEARS OF SATISFACTION, LEARNING, ENGAGEMENT, CONTRIBUTION AND, OF COURSE, THE INEVITABLE DIFFICULTIES IN THE COLLABORATION WITH MY USUAL TEAM! I CAN'T GUESS THE FUTURE, BUT I BELIEVE THAT I'M CAPABLE OF DOING EVERYTHING POSSIBLE TO CONTRIBUTE TO A STRONGER, BIGGER, MORE MOTIVATED LIPOR, "THE BEST"!

CATARINA ALMEIDA · OPERATIONS DIVISION

ECONOMIC AND FINANCIAL ANALYSIS



THE YEAR 2016 ENDED WITH GROWTH IN OUR TURNOVER, EBITDA AND NET INCOME OF 1%, 9% AND 29% RESPECTIVELY, IN COMPARISON WITH 2015.

LIPOR aims to assert itself as forerunner of new trends, reinventing and reinventing itself, and thus achieving very positive results.

The year 2016 ended with growth in our Turnover, EBITDA and Net Income of 1%, 9% and 29% respectively, in comparison with 2015.

This result demonstrates once again the Organisation's daily effort and constant search for new effective solutions, by redesigning processes, promoting Employee qualification, striving for process optimisation and cost reduction. We focus on Innovation through the promotion of new projects and business opportunities that will create sustainable value for the Organisation and its Stakeholders.

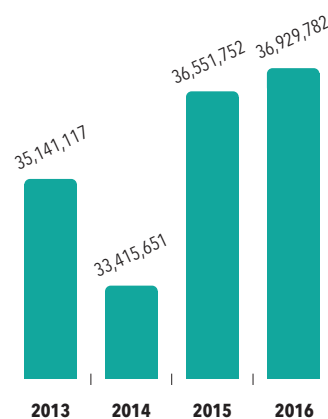
TURNOVER

In 2016, the Turnover amounted to 36.9 million euros. This performance reflects two opposite impacts: a 4% increase in Provision of Services and a 1% decrease in Product Sales.

In a more detailed analysis of Turnover, we point out the decrease in energy sales and iron scrap sales (included in the Others item) of about 6% and 11% respectively, as a result of the planned long-term shutdown of the Energy Recovery Plant between October and December, for maintenance and servicing of the main equipment.

It is also important to mention that, as opposed to the decrease above stated, revenues from recyclable waste and Nutrimais compost sales grew 9% and about 14% respectively, when compared to the same period.

TURNOVER (EUROS)



ITENS	2013	2014	2015	2016	Δ% 2016/2015
Energy	13,320,178.60	11,528,067.70	14,442,959.37	13,609,100.54	-5.8%
Recyclable	6,351,212.37	5,934,816.46	6,211,485.92	6,776,150.23	9.1%
Composts	644,997.35	669,412.71	559,437.42	635,603.38	13.6%
Others	391,881.20	348,924.71	380,084.93	337,130.41	-11.3%
Product Sales	20,708,269.52	18,481,221.58	21,593,967.64	21,357,984.56	-1.1%
Provision of Services	14,432,847.66	14,934,429.22	14,957,784.12	15,571,797.22	4.1%
TOTAL TURNOVER	35,141,117.18	33,415,650.80	36,551,751.76	36,929,781.78	1.0%



This growth results from the increase in the amount of recyclable waste received and in the average selling price of compost, respectively. In general, the increase in the amount of materials sold also contributed to these results.

The higher revenues from the Provision of Services, when compared to 2015, result from the increased amount of waste received from the associated City Councils. It should also be mentioned that, although it represents a very small part of waste received by the LIPOR System, the amount of waste sent to landfill surpassed the amount registered in the previous year. We must highlight the importance of Product Sales within LIPOR's total Turnover, which represent more than 57%.

COMPOSITION OF TURNOVER (%)



During 2016, the Operating Costs amounted to 48 million euros, which represents an increase of 4% in comparison with 2015.

Overall, Operating Costs were mainly affected by the increase of about 13% in the Depreciation and Provisions item, in comparison with the previous year. This emphasises the need to strongly invest in Fixed Assets, so that LIPOR can continue to develop its activity with a good operational performance.

As a result of the growth in the amount per capita and an increase in materials that are daily received by the Units, LIPOR had to reinforce its operational activity. Consequently, in 2016, some direct operational costs grew in comparison with the corresponding period, albeit to a lesser extent.

Nevertheless, there was a 4% reduction in External Services and Supplies, namely in Subcontracts, the most significant item within Operating Costs (about 42%).

This item fell by almost 1 million euros, in comparison with 2015. This situation is mainly due to the decrease of costs associated with the operation of the Landfill and the reduction of the amount of waste incinerated at the Energy Recovery Plant, in 2016.

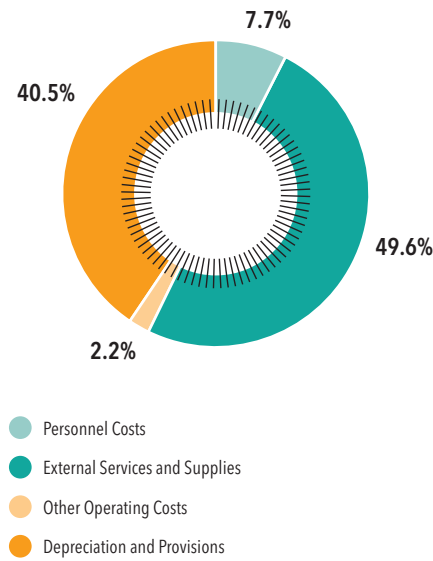
External Services and Supplies (ESS) and Depreciation and Provisions are still the most relevant items in terms of total Operating Costs, representing about 50% and 41% respectively.

EXTERNAL SERVICES AND SUPPLIES (ESS) AND DEPRECIATION AND PROVISIONS ARE STILL THE MOST RELEVANT ITEMS IN TERMS OF TOTAL OPERATING COSTS, REPRESENTING ABOUT 50% AND 41% RESPECTIVELY.

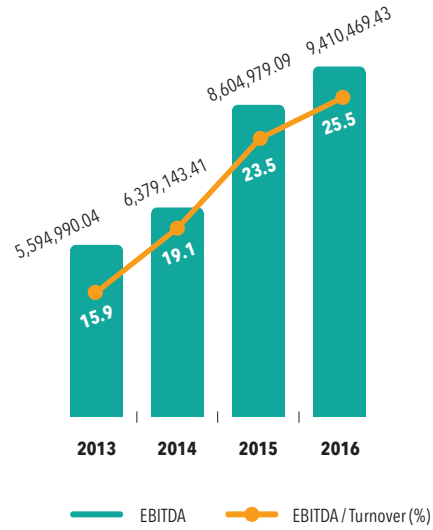
ITENS	2013	2014	2015	2016	Δ% 2016/2015
Cost of consumable Supplies	87,184.65	61,240.60	69,768.05	19,783.62	-71.6%
External services and Supplies	25,394,254.85	23,048,015.45	24,138,109.96	23,738,546.43	-1.7%
//Subcontracts	22,152,200.95	20,025,383.51	20,986,300.66	20,101,049.47	-4.2%
//Supplies and Services	3,242,053.90	3,022,631.94	3,151,809.30	3,637,496.96	15.4%
Granted transfers and subsidies and Social Benefits	-	-	20,032.37	30,353.83	51.5%
Personnel costs	4,168,607.54	3,845,705.60	3,822,666.04	3,697,676.59	-3.3%
Other Operating Costs	655,349.84	957,268.76	757,219.61	1,075,748.68	12.8%
Depreciation and provisions	9,684,716.63	4,445,574.73	17,238,666.40	19,443,169.13	42.1%
TOTAL CUSTOS EXPLORAÇÃO	39,990,113.51	32,357,805.14	46,046,462.43	48,005,278.28	4.3%



EXPLORATION COSTS (%)



EBITDA PERFORMANCE (€)



LIPOR has assumed a resilient attitude, always striving for the Continuous Improvement of its productivity and quality, reinforcing its capabilities and competencies, seeking process optimisation and cost rationalisation.

LIPOR's KAIZEN project received an honourable mention at the Improvement teams award promoted by the Portuguese Association for Quality APQ, within the scope of the 41st Quality Colloquium.

OPERATING CASH FLOW

LIPOR has continued to improve its EBITDA, which grew 9.4% in comparison with 2015, clearly demonstrating the impact of cost control and efficiency improvement initiatives implemented in all Operational Units and Support Areas.

LIPOR's consolidated EBITDA reached 9.4 million euros in 2016, which corresponds to a solid margin on Turnover of 25.5%.

The results achieved in this indicator have been growing since 2012 and are related to the combination of two factors: the growth in Turnover and cost reduction mainly in items associated with operation, which play a more significant role in Operating Costs.

25.5%

LIPOR'S CONSOLIDATED EBITDA REACHED 9.4 MILLION EUROS IN 2016, WHICH CORRESPONDS TO A SOLID MARGIN ON TURNOVER OF 25.5%.

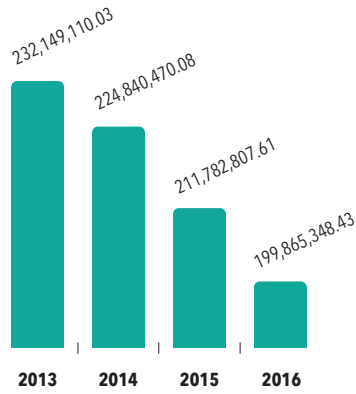
BALANCE SHEET

By the end of 2016, LIPOR's Total Net Assets amounted to nearly 200 million euros, registering a 5.6% decrease in comparison with the previous year.

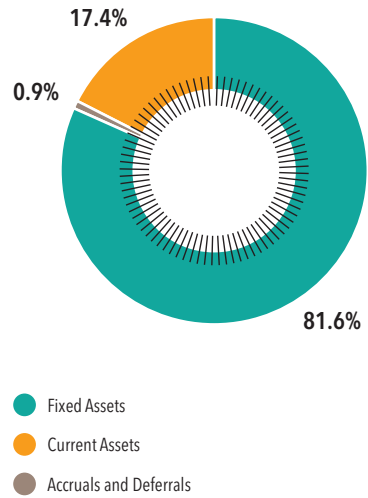
Regarding Total Debts from Third Parties, there was a significant decrease of 15% when compared to 2015, with particular emphasis on the efforts made by our associated Municipalities to continue to settle their debts, which has greatly contributed to the fulfilment of our obligations towards the European Investment Bank.

The 12% decrease in Debts from City Councils clearly had a strong impact on this item, as it is a significant part of the total of Debts from Third Parties (about 60%).

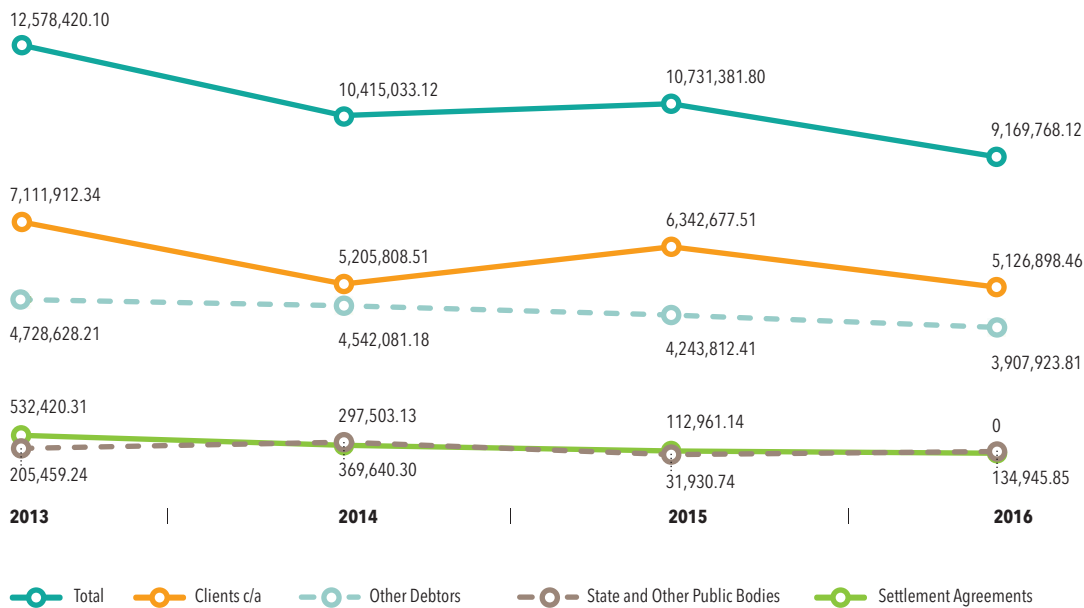
TOTAL ASSETS (€)



ASSETS STRUCTURE (%)



PERFORMANCE OF DEBTS AND BY THIRD PARTIES (€)



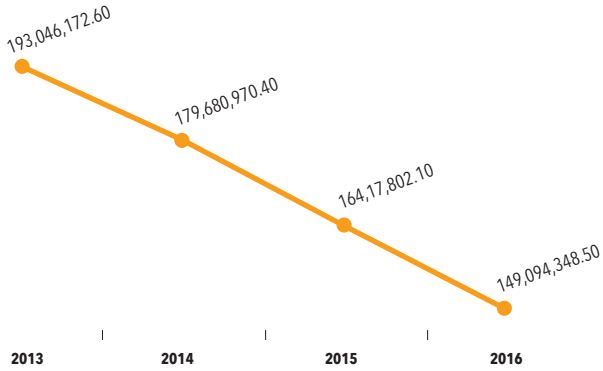
11%

THIS POSITIVE EVOLUTION OF LIPOR'S DEBT THROUGHOUT THE PAST YEARS DERIVES FROM AN 11% REDUCTION IN MEDIUM AND LONG-TERM LOANS, DUE TO THE FULFILMENT OF THE AMORTISATION PLANS FOR LOANS FROM THE EIB (EUROPEAN INVESTMENT BANK).

9%

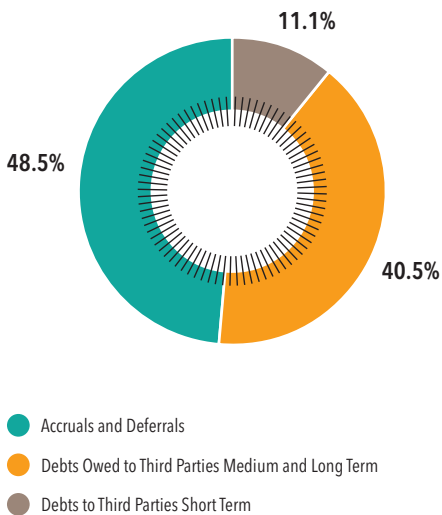
BY THE END OF 2016, LIPOR'S TOTAL LIABILITIES HAD DECREASED 9% IN COMPARISON WITH 2015, TOTALLING 149.1 MILLION EUROS.

TOTAL LIABILITIES (€)



By the end of 2016, LIPOR's Total Liabilities had decreased 9% in comparison with 2015, totalling 149.1 million euros. The following chart shows its composition:

LIABILITIES STRUCTURE (%)



This positive evolution of LIPOR's debt throughout the past years derives from an 11% reduction in Medium and Long-Term Loans, due to the fulfilment of the amortisation plans for loans from the EIB (European Investment Bank).



MY ROLE AT LIPOR IS TO KEEP ON FULFILLING MY DUTIES THE BEST WAY I CAN, AND AS FOR THE FUTURE OF THE ORGANISATION, I BELIEVE I WILL BE UP TO THE CHALLENGES POSED TO ME AND WILL CONTRIBUTE TO THE ORGANISATION'S AND MY COLLEAGUES' GROWTH.

ROSA PINTO · INFORMATION SYSTEMS AND MANAGEMENT DIVISION

I DO MY BEST SO THAT THE TEAM CAN FULFIL THE PROPOSED OBJECTIVES.

DANIEL ALVES · LOGISTICS AND INFRASTRUCTURE DIVISION




PROPOSED APPLICATION OF RESULTS



In order to fulfil the conditions established in paragraph 2.7.3 of POCAL (Official Accounting Plan for Local Government), it is proposed that the positive Net Income of 3,161,994.48 euros be applied as follows:

- Reinforcement of Legal Reserve amounting to 158,099.72 euros;
- Reinforcement of Assets amounting to 3,003,894.76 euros.





MY ROLE ESSENTIALLY CONSISTS OF ASSISTING THE CHIEF EXECUTIVE OFFICER, AS WELL AS BUILDING A BRIDGE BETWEEN HIM, LIPOR TEAM EMPLOYEES AND THE WORLD. AS FAR AS MY ROLE IN THE ORGANISATION'S FUTURE IS CONCERNED, I HOPE IT REMAINS THE SAME, BUT IF THAT IS NOT POSSIBLE, I'LL EMBRACE OTHER CHALLENGES THAT MIGHT COME.

CRISTINA CERQUEIRA · LEGAL AND AUDIT DEPARTMENT

MY DUTIES AIM TO ACTIVELY CONTRIBUTE WITH KNOWLEDGE TO THE ASSURANCE OF LIPOR'S SUSTAINABILITY, WHICH IS A KEY PILLAR FOR SUCCESSFUL ORGANISATIONS.

FERNANDO BELÉM · SUPPLY AND ACCOUNTING DIVISION



FINANCIAL STATEMENTS

PROFIT AND LOSS ACCOUNT



POC ACCOUNTS	FINANCIAL YEAR				
		2016		2015	
PROFIT AND LOSS ACCOUNT					
61	Cost of Consumable Supplies:				
	· Goods				
	· Matérias		19,783.62		69,768.05
62	External Services and Supplies		23,738,546.43		24,138,109.96
	Personnel Costs:				
641+642	· Remunerations	2,883,597.31		2,963,427.99	
643 a 648	· Social Charges	814,079.28		859,238.05	
			3,697,676.59		3,822,666.04
63	Transfers and Current Subsidies and Social Benefits		30,353.83		20,032.37
66	Depreciation and Amortization	16,941,197.31		17,238,297.40	
67	Provisions of the year	2,501,971.82	19,443,169.13	369.00	17,238,666.40
65	Other Operating Costs		1,075,748.68		757,219.61
	(A)		48,005,278.28		46,046,462.43
68	Financial Costs and Losses		3,075,713.76		3,691,092.80
	(C)		51,080,992.04		49,737,555.23
69	Extraordinary Costs and Losses		190,285.95		492,565.57
	(E)		51,271,277.99		50,230,120.80
88	Net Income		3,161,994.48		2,449,505.77
INCOME AND GAINS					
	Sales and provision of services:				
7111	· Sales of goods				
7112 a 7118	· Sales of products	21,357,984.56		21,593,967.64	
712	· Provision of services	15,571,797.22	36,929,781.78	14,957,784.12	36,551,751.76
72	Taxes and Fees		789,413.64		591,579.98
(a)	Production Variation:		23,772.14		-5,910.70
75	· Entidade In house works		0.00		0.00
73	· Supplementary Income		229,611.02		275,354.08
74	· Transfers and Subsidies obtained		6,375,503.56		6,197,768.71
76	Other Operating Income and Gains				
	(B)		44,348,082.14		43,610,543.83
78	Financial Income		82,545.13		123,872.95
	(D)		44,430,627.27		43,734,416.78
79	Extraordinary Income and Gains		10,002,645.20		8,945,209.79
	(F)		54,433,272.47		52,679,626.57

(a) Algebraic difference between final and initial stocks of "intermediate and finished products", "by-products, waste and scrap" and "work in progress", also taking into consideration the movement recorded in "Regularization of stocks".

SUMMARY:	2016	2015
Operating Results: (B) - (A)	-3,657,196.14	-2,435,918.60
Financial Results: (D - B) - (C - A)	-2,993,168.63	-3,567,219.85
Current Results: (D) - (C)	-6,650,364.77	-6,003,138.45
Net income: (F) - (E)	3,161,994.48	2,449,505.77

UNIT: EUROS



BALANCE SHEET | UNIT: EUROS

ACCOUNT POCAL CODES	FINANCIAL YEAR				
	2016			2015	
	AB	AP	AL	AL	
ASSETS					
FIXED ASSETS:					
Intangible Fixed Assets					
431	· Set-up Expenses	8,014.62	8,014.62	0.00	0.00
433	· Patents, Royalties and Other Rights	14,000.49	12,404.46	1,596.03	2,881.46
434	· Inspections	319,115.82	319,115.82	0.00	0.00
435	· Environmental Awareness	9,125,922.77	8,751,419.00	374,503.77	221,071.02
436	· Studies and Projects	4,353,687.94	4,342,053.34	11,634.60	12,664.56
437	· Software	1,438,484.45	1,383,054.58	55,429.87	94,452.67
443	· Fixed Assets in Progress	0.00	0.00	0.00	0.00
		15,259,226.09	14,816,061.82	443,164.27	331,069.71
Tangible Fixed Assets					
421	· Land and Natural Resources	23,817,704.03		23,817,704.03	23,791,731.92
422	· Buildings and Other Constructions	62,934,901.84	21,572,383.02	41,362,518.82	44,526,328.09
423	· Basic Equipment	178,425,996.99	81,823,293.14	96,602,703.85	109,629,879.97
424	· Transport Equipment	1,537,637.97	1,353,580.24	184,057.73	225,264.89
425	· Tools and Utensils	179,167.22	165,908.98	13,258.24	13,343.71
426	· Administrative Equipment	3,727,274.38	3,395,221.25	332,053.13	317,859.34
427	· Returnable Containers	0.00	0.00	0.00	0.00
428+429	· Other Tangible Fixed Assets	2,527,771.42	2,149,424.25	378,347.17	398,679.57
442	· Fixed Assets in Progress	23,800.43		23,800.43	272,760.43
		273,174,254.28	110,459,810.88	162,714,443.40	179,175,847.92
Financial Investments					
412	· Bonds and Equities	0.00	0.00	0.00	0.00
415	· Other Financial Applications	5,185,277.96	5,185,277.96	0.00	3,455,541.44
		5,185,277.96	5,185,277.96	0.00	3,455,541.44
CURRENT ASSETS:					
Inventories					
36	· Raw Materials, Subsidiary and Consumables				0.00
33	· Finished Products and Semifinished Products	60,496.99	0.00	60,496.99	36,724.85
32	· Goods	16,260.00		16,260.00	45,030.00
37	· Advances on Purchases				
		76,756.99	0.00	76,756.99	81,754.85
Debts and third parties - Medium/Long Term:					
2687	· Municipalities - Agreements Regularization	0.00	-	0.00	112,961.14
Debts owed by third parties - Short Term:					
211	· Clients, c/a	5,126,898.46		5,126,898.46	6,342,677.51
212	· Taxpayers, c/a				
213	· Users, c/a				
218	· Clients, Taxpayers and users of Doubtful Debts	46,317.88	46,317.88	0.00	0.00
251	· Debtors for Budget Execution				
2219	· Advances to Suppliers				
2619	· Advances to Suppliers of Fixed Assets				
24	· State and other Public Bodies	134,945.85		134,945.85	31,930.74
264	· Local Government				
262+263+267+268	· Other Debtors	3,907,923.81		3,907,923.81	4,243,812.41
		9,216,086.00	46,317.88	9,169,768.12	10,731,381.80
Deposits in Financial Institutions and Cash					
12 + 18	· Deposits in financial institutions	25,188,435.55		25,188,435.55	16,342,977.26
11	· Cash	417,829.43		417,829.43	9,640.20
		25,606,264.98	0.00	25,606,264.98	16,352,617.46
Accrued and deferrals					
271	· Income Accruals	40,015.70			40,015.70
272	Deferred Costs	1,814,934.97			1,814,934.97
		1,854,950.67	0.00	1,854,950.67	1,654,594.43
TOTAL DEPRECIATION AND AMORTIZATION			125,275,872.70		
TOTAL PROVISIONS			5,231,595.84		
TOTAL ASSETS		330,372,816.97	130,507,468.54	199,865,348.43	211,782,807.61



ACCOUNT CODE POCAL	EQUITY AND LIABILITIES	FINANCIAL YEAR	
		2016	2015
	EQUITY:		
51	Assets	36,127,543.91	33,800,513.43
55	Adjustments in equity investments in companies		
56	Revaluation reserves	2,344,133.47	2,344,133.47
	Reserves:		
571	· Legal reserves	776,972.43	654,497.14
572	· Statutory reserves		
573	· Contractual Reserves		
574	· Free Reserves		
575	· Subsidies	6,785,352.40	6,785,352.40
576	· Donations		
577	· Reserves arising from asset transfers		
578	· Special Reserves	1,575,003.26	1,575,003.26
59	Retained Earnings	0.00	0.00
88	Net Income	3,161,994.48	2,449,505.77
	TOTAL EQUITY	50,770,999.95	47,609,005.47
	LIABILITIES:		
292	Provisions for risks and charges	7,208,660.15	4,707,224.21
	Debts to third parties medium and long term		
2312	· Debts to credit institutions	53,102,689.60	63,352,689.60
2686	· Other Creditors Medium and Long Term		
	60,311,349.75	68,059,913.81	
	Debts to third parties – Short Term		
2311	· Short-term loans	10,250,000.00	8,900,000.00
269	· Advances on account of sales	92,417.40	129,432.27
221	· Suppliers, c/a	5,551,714.46	6,235,724.75
228	· Suppliers – Invoices in progress and conference	0.00	24,878.16
252	· Creditors for budget execution		
219	· Advances from customers, taxpayers and users		
217	· Clients and users with surety	10,832.09	35,832.09
2611+2612	· Suppliers of fixed assets, c/a	325,964.90	157,429.32
24	· State and other public bodies	100,323.80	94,886.19
264	· Local government		
262+263+267+268	· Other creditors	149,636.62	153,958.93
	16,480,889.27	15,732,141.71	
	Accruals and deferrals		
273	· Accrued costs	4,313,255.21	4,116,365.80
274	· Deferred income	67,988,854.25	76,265,380.82
	72,302,109.46	80,381,746.62	
	TOTAL LIABILITIES	149,094,348.48	164,173,802.14
	TOTAL EQUITY AND LIABILITIES	199,865,348.43	211,782,807.61

UNIT: EUROS

SUMMARY OF CASH FLOWS | 2016 | UNIT: EUROS

CASH RECEIPTS			CASH PAYMENTS	
Balance of previous financial		16,352,617.46	Budget Expenditure	47,304,513.04
· Budget Execution	16,168,472.90		· Currents	37,090,438.59
· Treasury Operations	184,144.56		· Capital	10,214,074.45
Budget Revenues		56,580,361.10	Treasury Operations	790,710.60
· Currents	44,720,126.05		Balance for the following financial year	25,606,264.98
· Capital	11,860,235.05		· Budget Execution	25,444,320.96
Treasury Operations		768,510.06	· Treasury Operations	161,944.02
TOTAL		73,701,488.62	TOTAL	73,701,488.62

GUARANTEES, SURETIES AND RECEIPT ACCOUNTS | 2016 | UNIT: EUROS

Balance of previous financial year	16,221,689.78	Operated guarantees and sureties	0.00
· Provided guarantees and sureties	5,475,704.63	Returned guarantees and sureties	10,328,405.47
· Receipts for collection	10,745,985.15	Receipts collected	51,235,382.19
Guarantees and sureties provided	5,141,032.55	Receipts annulled	2,190,648.73
Receipts settled	51,728,181.71	Balance for next financial year	9,336,467.65
		· Guarantees and sureties	288,331.71
		· Receipts for collection	9,048,135.94
TOTAL	73,090,904.04	TOTAL	73,090,904.04

CASH FLOWS | 2016 | UNIT: EUROS

CASH RECEIPTS		
Balance of previous financial year		16,352,617.46
Budget Execution		16,168,472.90
Treasury operations		184,144.56
Budget Revenues		56,580,361.10
02	Indirect taxes	817,813.83
0202	Other	817,813.83
020206	Specific Indirect taxes – Local Authorities	817,813.83
0202069999	Others	817,813.83
04	Fees, fines and other penalties	1,616.66
0402	Fines and penalties	1,616.66
040201	Interest on late payments	1,616.66
05	Property incomes	69,136.38
0502	Interest-Financial Corporations	69,136.38
050201	Banks and other financial institutions	69,136.38



CASH FLOWS | 2016 | UNIT: EUROS**CASH RECEIPTS**

06	Current transfers	4,356.74
0603	Central Administration	4,356.74
060301	Central Government	4,356.74
06030103	Municipal Fund Base	4,356.74
0603010301	Institute of Employment and Professional Training	4,356.74
07	Sale of current goods and services	42,781,035.24
0701	Sale of goods	25,768,383.11
070110	Waste, Residues and Rejects	340,459.30
07011001	Energy Recovery Plant	340,459.30
0701100101	Ferrous scrap	340,459.30
070111	Finished Products and Intermediates	25,427,923.81
07011101	Energy Recovery Plant	17,438,993.89
0701110101	Energy	17,438,993.89
07011102	Multimaterial recycling	7,209,939.29
0701110201	Sorting Plant	5,879,223.78
070111020101	Paper/cardboard	1,616,679.10
070111020102	MIX PAPER	622,296.15
070111020103	PEAD	558,747.26
070111020104	PET	906,908.78
070111020106	T-PACK	479,617.13
070111020107	Aluminium	63,196.19
070111020108	Steel	246,768.08
070111020112	Plastic film	755,518.20
070111020113	Mixed plastics	570,072.65
070111020199	Other sorting plant	59,420.24
0701110202	Sorting Platform	1,200,159.49
070111020203	Plastic	45,260.35
070111020205	Light scrap	85,364.91
070111020206	Glass	1,014,013.51
070111020208	EPS - Styrofoam	18,936.53
070111020299	Other platform	36,584.19
0701110203	Weee platform	130,556.02
070111020301	Cooling equipment	33,036.80
070111020302	White line	17,057.80
070111020303	Small electrical appliances and computing	34,613.71
070111020304	Televisions and monitors	43,092.71
070111020305	Fluorescent lamps	2,755.00
07011103	Composting	628,933.37
0701110301	Organic compost	628,933.37
07011104	Landfills	149,154.46
070111040101	Electricity - Ermesinde biogas Landfill	124,233.31
070111040102	Electricity - Matosinhos biogas Landfill	24,921.15
07011105	Products "Horta Formiga"	902.80
0701110501	Various products	902.80
0702090201	Deposition in the Energy Recovery Plant	16,029,645.18
070209020101	From Municipalities	15,994,822.89



CASH FLOWS | 2016 | UNIT: EUROS**CASH RECEIPTS**

070209020102	From the private sector	34,822.29
0702090202	Sanitary Landfill	902,164.00
070209020201	From Municipalities	902,164.00
0702090203	Composting plant	70,563.20
070209020302	From the private sector	70,563.20
07020999	Other	10,279.75
0702099901	Courses "Horta da Formiga"	8,222.25
0702099902	Holiday camps	2,057.50
0702	Other current revenue	17,012,652.13
08	Other current revenue	1,046,167.20
0801	Other	1,046,167.20
080199	Other	1,046,167.20
08019999	Several	1,046,167.20
0801999901	Allowances insurance	39,877.58
0801999902	Specifications/tender procedures	7,240.00
0801999999	Others	999,049.62
10	Capital transfers	7,013,294.41
1001	Corporations and quasi non-financial corporations	5,845.58
100102	Private	5,845.58
10010201	Green Dot System	5,845.58
1003	Central Government	21,598.64
100307	State Community co-financed projects	21,598.64
10030701	Cohesion Fund	21,598.64
1003070101	PROJ. INTEG. RES. SOL. URB. 2002/PT/16/C/PE/002	21,598.64
1005	Local Government	6,985,850.19
100501	Continent	6,985,850.19
10050101	Municipalities	6,985,850.19
11	Financial Assets	4,844,846.11
1109	Participation Units	4,844,846.11
1109	Financial Corporations	4,844,846.11
110902	Passive Management Fund	4,844,846.11
11090201	Special closed-end investment fund	4,844,846.11
13	Other Capital Revenue	2,094.53
1301	Others	2,094.53
130101	Compensation	2,094.53
Total of Current Revenues		44,720,126.05
Total Capital Revenues		11,860,235.05
Treasury Operations		768,510.06
TOTAL		73,701,488.62



CASH FLOWS | 2016 | UNIT: EUROS**CASH PAYMENTS**

	Budget Expenditure	47,304,513.04
01	Personnel Expenditure	3,626,606.09
0101	Certain and permanent remunerations	2,790,942.00
010102	Corporate bodies	43,464.48
010104	Personnel – Legal Framework for Individual Work Contract	1,895,354.49
01010401	Personnel service	1,895,354.49
010108	Personnel waiting retirement	495.15
010111	Representation	35,726.69
010112	Supplements and awards	293,131.34
01011201	Unsanitary allowance	293,131.34
010113	Meal allowance	192,760.61
010114	Holiday and Christmas Allowance	330,009.24
01011401	Holiday allowance	164,823.23
01011402	Christmas allowance	165,186.01
0102	Occasional and variables Allowances	45,256.76
010202	Overtime	9,853.02
010204	Daily subsistence allowance	21,094.22
010205	Allowance for faults	2,070.96
010211	Shift allowance	10,839.00
010214	Other allowances in cash or species	1,399.56
0103	Social Security	790,407.33
010301	Health charges	82,320.99
010302	Other health charges	37,474.57
01030201	Contributions of adse	37,474.57
010303	Family allowance for children and youth	13,414.22
010304	Other family benefits	903.68
010305	Contributions to Social Security	602,355.91
0103050201	General pension fund	340,469.12
0103050202	General scheme	261,886.79
010306	Accidents and occupational diseases	1,652.20
010309	Insurance	52,285.76
01030901	Insurance for working accidents and occupational diseases	49,582.87
01030903	Life insurance	2,702.89
02	Purchase of current goods and services	29,285,408.24
0201	Acquisition of goods	513,330.95
020101	Raw materials and subsidiaries	26,908.66
020102	Fuels and lubricants	149,526.00
02010201	Gasoline	5,753.09
02010202	Diesel	123,811.14
02010299	Other	19,961.77
020104	Cleaning and hygiene	14,741.90
020105	Meals-food catering	39,934.62
020107	Clothing and personal items	50,838.10
020108	Office equipment	34,681.88
020114	Other stuff – parts	151,125.44
020115	Awards prizes and gifts	12,901.41
020117	Tools and utensils	30,230.03



CASH FLOWS | 2016 | UNIT: EUROS**CASH PAYMENTS**

020118	Books and technical documentation	2,442.91
0202	Purchase of services	28,772,077.29
020201	Costs of facilities	253,157.19
02020101	Electricity	241,606.49
02020102	Water	11,550.70
020202	Cleaning and hygiene	114,363.31
020203	Conservation of goods	387,167.06
020209	Communications	49,696.40
020210	Transport	67,560.84
020211	Representation of services	22,996.06
020212	Insurance	45,150.89
020213	Travel and stays	92,354.40
020214	Studies, advice, projects and consultancy	958,730.64
020215	Training	104,867.83
020216	Seminars and exhibitions and similar	96,013.51
020217	Advertising	91,934.86
020218	Security and surveillance	209,183.15
020219	Technical assistance	133,983.59
020220	Other specialized labours	778,584.38
020222	Health services	12,870.44
020225	Other services	25,353,462.74
02022502	Exploration of the landfill annex - to energy recovery plant	874,331.60
02022503	Exploration of the energy recovery plant	21,409,951.68
02022504	Exploration of the composting plant	2,553,379.62
02022505	Exploration biogas - Ermesinde Landfill	46,793.01
02022508	Transport and treatment of leachate	63,847.02
02022509	External social responsibility	249,091.47
02022510	Internal communication and social responsibility	37,599.58
02022599	Other	118,468.76
03	Interest and other charges	3,264,776.16
0301	Interest on public debt	3,098,559.84
030103	Financial corporations	3,098,559.84
03010302	Loans to Medium and long term	3,098,559.84
0301030201	EIB - European Investment Bank	3,098,559.84
0306	Other financial charges	166,216.32
030601	Other financial charges	166,216.32
03060101	Bank Guarantees	164,978.46
03060199	Other	1,237.86
04	Current Transfers	26,203.57
0408	Families	26,203.57
040802	Other	26,203.57
06	Other current expenditure	887,444.53
0602	Several	887,444.53
060201	Taxes and fees	411,692.70
060203	Other	475,751.83
06020305	Other	475,751.83
0602030501	Rents and rentals	135,245.59
0602030599	Other	340,506.24



CASH FLOWS | 2016 | UNIT: EUROS**CASH PAYMENTS**

07	Purchasing investments products	869,609.37
0701	Investments	869,609.37
070101	Land	49,275.15
070104	Constructions	41,708.99
07010401	Bridges, streets and complementary works	10,079.85
07010413	Other	31,629.14
070107	Computer equipment	36,405.54
070108	Computer software	26,350.30
070109	Administrative equipment	57,174.16
070110	Basic Equipment	299,383.64
07011001	Equipment waste collection	278,192.94
07011002	Other	21,190.70
0701100201	Waste collection equipment	10,094.81
0701100299	Others	11,095.89
070111	Tools and equipment	10,799.03
070113	Intangible fixed investment	1,173.22
070115	Other investments	347,339.34
10	Financial Liabilities	8,900,000.00
1006	Loans to medium and long term	8,900,000.00
100603	Financial Corporations – Banks and other Institutions	8,900,000.00
10060301	European Investment Bank – EIB	8,900,000.00
1006030102	Loan 20117	8,860,000.00
100603010201	Amortization of capital	8,860,000.00
1006030103	Loan 21845	30,000.00
100603010301	Amortization of capital	30,000.00
1006030104	Loan 23440	10,000.00
100603010401	Amortization of capital	10,000.00
11	Other Capital Expenditure	444,465.08
1102	Several	444,465.08
110201	Refunds	444,465.08
Total Current Expenditure		37,090,438.59
Total Capital Expenditure		10,214,074.45
Treasury operations		790,710.60
Balance for the following financial year		25,606,264.98
Budget Execution		25,444,320.96
Treasury Operations		161,944.02
TOTAL		73,701,488.62





I THINK THAT MY ROLE AT LIPOR IS IMPORTANT FOR THE MANAGEMENT, AS HELPING ON THE ACCOUNTING LEADS TO HIGH STANDARDS, ENABLING LIPOR'S MANAGERS TO ANALYSE THE ACCOUNTING, AS A HELPFUL TOOL FOR THE MANAGEMENT AND DEFINITION OF STRATEGIES FOR THE ORGANISATION.

BRUNO CARDOSO · SUPPLY AND ACCOUNTING DIVISION

I AM RESPONSIBLE FOR REPORTING INFORMATION TO EXTERNAL ENTITIES, NAMELY OUR MUNICIPALITIES. BECAUSE INFORMATION QUALITY IS ALSO OUR BRAND.

ISABEL FERREIRA · SUPPLY AND ACCOUNTING DIVISION

APPENDIX TO THE BALANCE SHEET AND PROFIT AND LOSS ACCOUNT

APPENDIX TO THE FINANCIAL STATEMENTS



8. APPENDIX TO THE FINANCIAL STATEMENTS

8.1. CHARACTERIZATION OF ENTITY:

8.1.1. IDENTIFICATION (NAME, TAX IDENTIFICATION NUMBER, ADDRESS, FINANCIAL ARRANGEMENTS AND OTHER ELEMENTS OF IDENTIFICATION):

LIPOR - Intermunicipal Service of Waste Management of Greater Porto - gathering together eight Municipalities: Espinho, Gondomar, Maia, Matosinhos, Porto, Póvoa de Varzim, Valongo and Vila do Conde.

LIPOR is a collective person of public law, that in light of its statutes (Article 2., No. 1) has as immediate object the recycling, recovery, treatment and final use of solid waste delivered by Municipalities members, as well as the management, maintenance and development of infrastructure necessary for this purpose.

LIPOR has its registered office in Morena Street n. No. 805-955, Baguim do Monte, Gondomar and national tax number, 501.394.192.

8.1.2. LEGISLATION (CONSTITUTION, ORGANIZATION AND OPERATION, IF APPLICABLE):

LIPOR is established as an Association of Municipalities. In recent years several legal regulations focused on the connection of Municipalities in order to maximize synergies and promote economies of scale, within the area which has been transferred to them by law. Associations of Municipalities are nowadays one of the typical cases of so-called public associations - one of the ways to apply the principles of the elimination of bureaucracy in public administration and to offer services to the people, as proclaimed in Article 267, 1, of the Basic Law, according to the revision of 1982.

In fact, there are certain public interests that should be satisfied by the collective person, in this case the Municipalities, but decides not to proceed through its direct administration, handing over its management to another collective public person. Especially when that new person is a kind of collective public associations, gathering efforts and material and human resources of several members to better carry out such specific and common purposes.

Currently, LIPOR, as an Association of Municipalities, is governed by Law No. 75/2013, dated September 12th, which establishes the legal framework for local government, approves the status of Inter-municipal Entities, defines the legal system for the transfer of powers from the State to Local Authorities and Inter-municipal Entities and approves the legal system of Municipal Associations.

The Legislator sets forth, in Article 63(1) of Law No. 75/2013, dated September 12th, that "Public associations of local authorities may be established for the joint pursuit of the respective responsibilities..." and local authority associations shall include metropolitan areas, inter-municipal communities and associations of municipalities and boroughs for specific purposes.

Under Law no. 75/2013, Associations of Municipalities shall again be governed by the rules applicable to legal persons under public law and shall be subject to the "State's legal system for financial and property administration".

LIPOR is bound to the accounting system applicable to municipalities (POCAL - Official Accounting Plan for Local Government, approved by Decree-Law no. 54-A/99, dated February 22nd).

Being a public organisation, and according to Law and to its By-Laws, LIPOR is subject to local political cycles (local elections).



Therefore, the Associated Municipalities are members of the Association of Municipalities, and are personally represented by members of the respective City Council. Their competences as representatives of the members of the Association of Municipalities are in dissociable from their position as members of the respective City Council, and these competences shall be maintained, suspended or terminated, as their term of office is maintained, suspended or terminated.

8.1.3. EFFECTIVE ORGANIZATIONAL STRUCTURE (ORGANIZATION CHART AND, WHERE APPLICABLE, DETAILS OF ADVISORY AND MONITORING BODIES):

The Association shall have the following organs: Intermunicipal Assembly and Board of Directors.

The Intermunicipal Assembly is the deliberative organ of LIPOR and is composed by the President and two Councilors from each of the associated Municipalities with a total of twenty-four elements. Among its main attributions, we underline the approval of the Budget, Business Plans and Activity Report, Balance Sheet and Accounts of the Association. The Intermunicipal Assembly normally meets twice a year.

The Board of Directors is the executive body, composed by five effective directors and three alternates, representing the associated Municipalities and elected by the Intermunicipal among its members. The Board has regular weekly meetings at the Headquarters of LIPOR. Although existing only five effective elements, eight elements regularly participate in meetings and decisions of the organization, what implies that the Board of Directors consists of eight directors.

As regards the independence of the board members (Intermunicipal Assembly and Board of Directors) this is guaranteed, since it is dependent on a process of scrutiny in local elections. In fact these positions are highly political. The elected mayors are automatically assigned to the Intermunicipal Assembly of LIPOR. In the case there exist other elements, they are designated by the city, between the councilors elected.

The Intermunicipal Assembly on the recommendation of the Board of Directors appoints the Chief Executive Officer, who is in charge of the professional executive management of the association, counting with the assistance of the responsible of the different units, which are part of the management of the organization. The duties of the Chief

Executive Officer are provided by Dr. Fernando António Ferreira Leite.

Regarding the selection of the Chief Executive Officer, this was based on his experience in the waste sector and its suitability for the job. Its renewal in this position by successive Boards of Directors have been based on the results, demonstrating his skills for the job.

The Decree no. 18/2009, which entered into force on 1st of October, adapted the Integrated Management and Performance Assessment in Public Administration (SIADAP), approved by Law 66-B/2007, from 28th of December to the Local Government.


Due to the publication and entry into force of this law, the Intermunicipal Assembly, within its powers and through the nomination of the Board of Directors, adopted in a regular meeting held on January 20th, 2010, the Rules of Procedure which embody a new macrostructure organization of the Association.

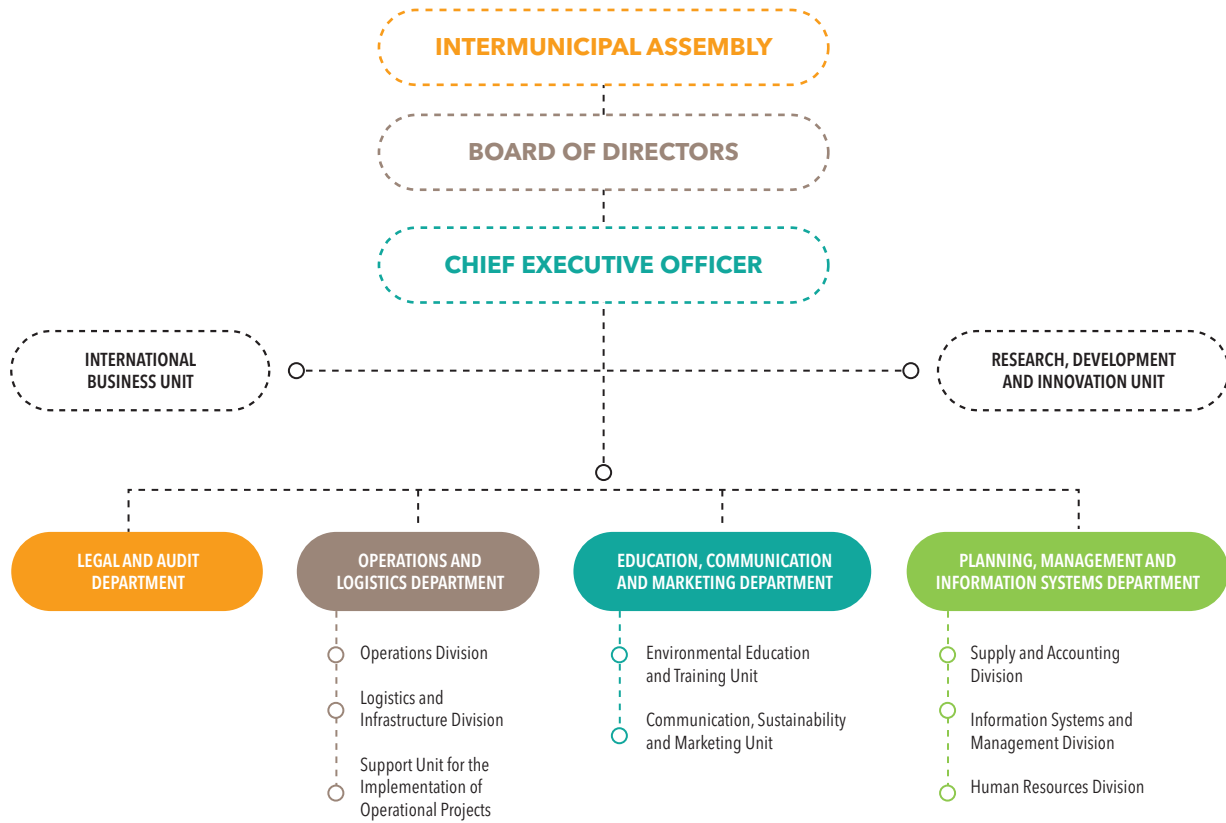
These Rules as well as the corresponding organogram, were published in the second series of the Portuguese Republic Official Gazette of January 27th, 2010, with the new macrostructure put into operation in February 2010.

In September 2016, the Association’s decision-making bodies approved a change to the organisational Macrostructure, which was embodied and materialised in a new Internal Regulation. This document was published in the “Diário da República” on 26th September 2016, having the macrostructural change entered into force on 1st October 2016.

Therefore, in the daily management of the organization, in addition to the Chief Executive Officer, the Administration has the monitoring of a set of responsible with advice functions of the several units, increasing the ability of governance.

The new organization chart corresponding to the approved Macrostructure by the bodies of LIPOR, currently in effect, is as follows:





8.1.4. SUMMARY DESCRIPTION OF ACTIVITIES:

The immediate object of the Association is the recovery and treatment of solid waste delivered by the associated Municipalities and other entities which the Association will admit, as well as the management, maintenance and development of the necessary infrastructure for this purpose.

The Association may have its immediate object expanded and pursue any purpose comprised in the duties of the Municipalities members, except those which by their nature or by law must be exercised directly by them.

8.1.5. HUMAN RESOURCES:

The Executive Body of the Association - Board of directors - is composed as follows:

- Aires Henrique do Couto Pereira (Chairman of the Board of Directors)

Vogais Efetivos:

- José Manuel Pereira Ribeiro
- Filipe Manuel Ventura Camões de Almeida Araújo
- António Domingos da Silva Tiago
- Tiago Manuel Freitas Teixeira Costa Maia

And as alternate members:

- José Fernando da Silva Moreira
- Maria de Lurdes Castro Alves
- Quirino Manuel Mesquita de Jesus

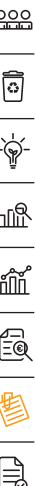
8.1.6. ACCOUNTING INFORMATION SCHEME

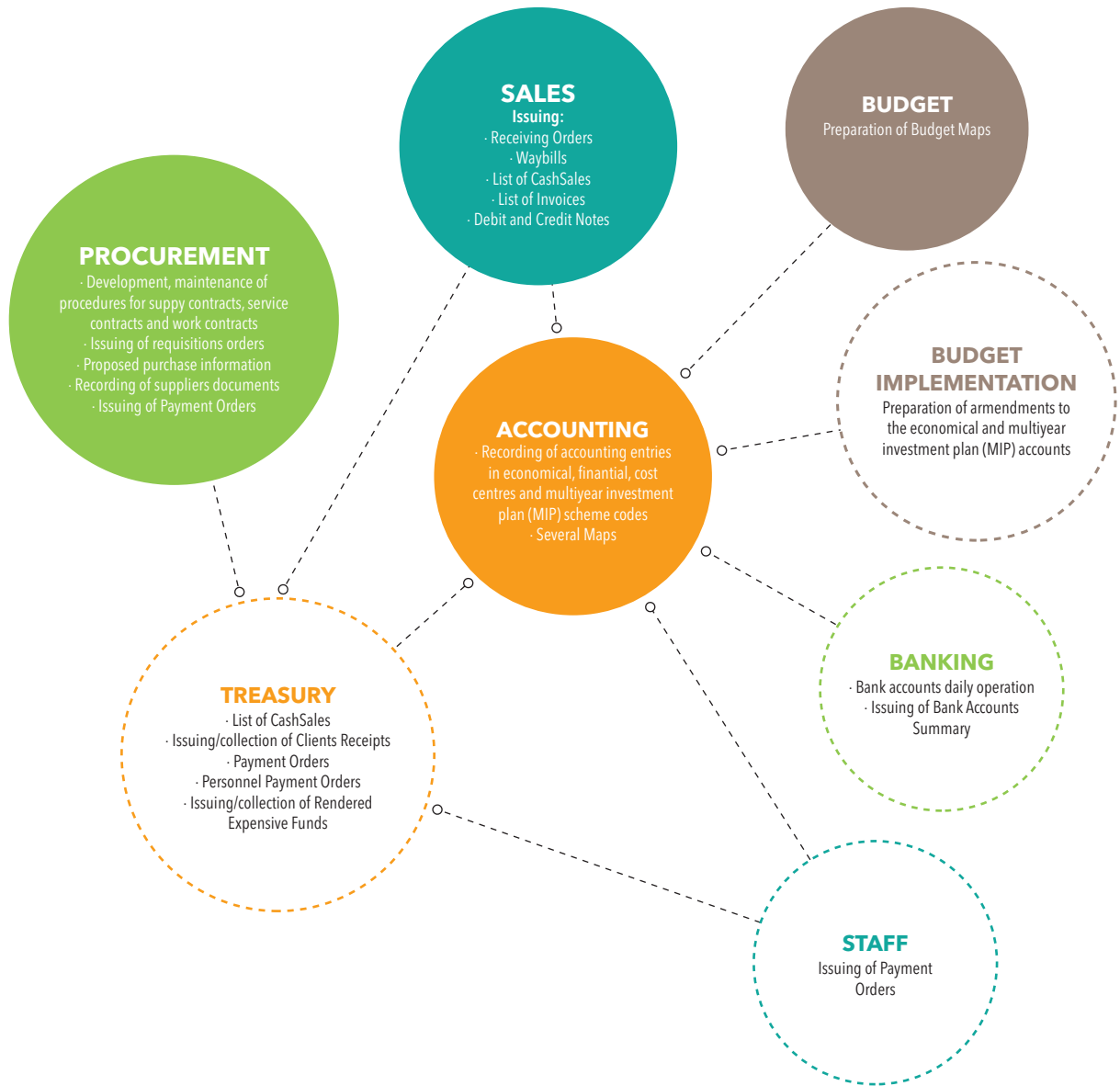
The development and constant innovation of the Organization requires an agile, versatile and above all reliable feedback circuit. This way, and being included in a development project of the information system, has been made a thorough analysis of the existing applications, the improvements to implement and the new application needs, being this project currently developed by an external provider.

The management application consists of several interconnected modules and developed based on the most recent programming tools of Oracle (Developer6i), supported also by an Oracle database.

In support of the installed applications are available analysis tools, specifically, business intelligence Cognos (IBM) and Discoverer (Oracle).

The following table illustrates the already implemented modules and their interconnection.





8.1.7. OTHER RELEVANT INFORMATION

LIPOR’s information system is fully operational, running under a philosophy of continuous improvement, so that we can adapt ourselves to new needs and improve the already existing information.

These procedures aim at an increasing and quicker provision of the information needed for decision-making.

8.2. NOTES TO THE BALANCE SHEET AND PROFIT AND LOSS ACCOUNT

8.2.3. ACCOUNTING POLICIES IN BALANCE SHEET AND PROFIT AND LOSS ACCOUNT

The principal accounting policies used in the financial statements preparation were as follows:

// FIXED ASSETS


Intangible Fixed Assets

Intangible assets, mainly consisting of expenditures in environmental awareness campaigns and studies and projects expenses not affected to other tangible assets are recorded at cost and are amortized using the straight-line method on a monthly basis in three years.

Tangible Fixed Assets

ATangible assets acquired until December 31st, 1991 are stated at cost of acquisition, revalued in accordance with the provisions contained in Decree-Law No. 399-G/84 of June 2nd, 118-B/86 of 27th of May, 111/88, April 2nd, 49/91 of January 25th and 264/92 dated November 24th.

The assets acquired after that date are recorded at cost of acquisition.



Depreciation is calculated by the straight line method, on a duodecimal basis on acquisition cost on a monthly basis according to the maximum rates set out in Regulatory Decree 2/90, for assets acquired until December 31st, 1999 and Decree 671/2000 of 17th of April for assets acquired after that date according to the following ranges:

	YEARS
Buildings and other constructions	20 - 80
Basic equipment	03 - 14
Transport equipment	04 - 10
Tools and equipment	04 - 08
Office equipment	03 - 08
Other tangible fixed assets	03 - 10

// STOCKS

For the valuation of raw materials, subsidiaries and other consumables was considered the purchase price. The valuation of finished products was based on the selling price.

// PROVISIONS FOR DOUBTFUL DEBTS

According to the POCAL, is established a provision of 100% for doubtful accounts for receivables from non-public entities not covered by guarantees, insurance or surety, older than 12 months.

// ACCRUAL

LIPOR records its income and expenditure in the financial statements in accordance with the principle of accrual, whereby the revenues and expenses are recognized as they are generated, regardless of when they are received or paid. The differences between the amounts received and paid the corresponding income and expenses are recorded under accruals and deferrals.

// SUBSIDIES TO FINANCE TANGIBLE FIXED ASSETS

Non-repayable fund subsidies granted to LIPOR for specific financing of certain tangible fixed assets are stated as deferred income under the item "Accruals and deferrals", and recognized in the financial statements in proportion to the estimated useful lives for subsidized tangible assets.

// TRANSFERS OBTAINED

The annual financial contributions obtained from the Municipalities associated to LIPOR, granted by way of generic reimbursement to investment, as part of its duties and obligations with LIPOR and according to Article 6 no. 1 point d) of the statutes, are in the Profit and Loss Account heading "Transfers and subsidies obtained" and fully recognized as income for the year.

8.2.4. EXCHANGE RATES USED FOR THE CONVERSION OF TRANSACTIONS, RECORDED IN THE ACCOUNTS INCLUDED IN THE BALANCE SHEET AND PROFIT AND LOSS ACCOUNT ORIGINALLY EXPRESSED IN FOREIGN CURRENCY, INTO PORTUGUESE CURRENCY

The transactions originally denominated in foreign currencies are translated into Euros using the exchange rate at the date of receipt of invoice.

8.2.6. NOTE TO THE ACCOUNTS 43 'INTANGIBLE FIXED ASSETS'

Intangible assets are considered all the values corresponding to the costs resulting from actions taken for environmental awareness as well as to the costs of studies and projects not affected to other tangible assets.

These amounts are amortized over three years on a straight-line basis.



8.2.7. TRANSACTIONS TAKING PLACE UNDER THE ITEMS PERTAINING TO FIXED ASSETS AND UNDER THE ATTENDANT AMORTIZATIONS AND PROVISIONS, ACCORDING TO THE FOLLOWING TABLES:

FIXED ASSETS						
ITEMS	INITIAL BALANCE	REVALUATION / ADJUSTMENT	ADDITIONS	DISPOSALS	TRANSFERS AND DEDUCTIONS	FINAL BALANCE
Public domain assets						
Intangible fixed assets						
Set-up Expenses	8,014.62					8,014.62
Patents, Royalties and Other Rights	13,154.66		935.83		-90.00	14,000.49
Inspections	319,115.82					319,115.82
Environmental awareness	8,846,141.24		494,334.04		-214,552.51	9,125,922.77
Additional studies	4,353,687.94					4,353,687.94
Software	1,417,186.45		21,298.00			1,438,484.45
Fixed assets in progress	0.00					0.00
TOTAL OF INTANGIBLE FIXED ASSETS	14,957,300.73	0.00	516,567.87	0.00	-214,642.51	15,259,226.09
Tangible Fixed Assets						
Land and Other Resources	23,791,731.92		25,972.11			23,817,704.03
Buildings and other construction	62,893,984.72		83,776.82		-42,859.70	62,934,901.84
Basic Equipment	179,203,784.84		602,681.86		-1,380,469.71	178,425,996.99
Transport Equipment	1,532,742.97		9,990.00		-5,095.00	1,537,637.97
Tools and equipment	175,378.02		6,865.55		-3,076.35	179,167.22
Office equipment	3,666,742.63		121,460.64		-60,928.89	3,727,274.38
Containers	0.00				0.00	0.00
Other tangible fixed assets	2,566,897.75		45,131.80		-84,258.13	2,527,771.42
Fixed assets in progress	272,760.43		10,695.00		-259,655.00	23,800.43
TOTAL OF TANGIBLE FIXED ASSETS	274,104,023.28	0.00	906,573.78	0.00	-1,836,342.78	273,174,254.28
Financial Investments						
Bonds and equities	0.00					0.00
Other Financial Applications	11,953,611.97		2,690.83	-4,844,846.11	-1,926,178.73	5,185,277.96
TOTAL OF FINANCIAL INVESTMENTS	11,953,611.97	0.00	2,690.83	-4,844,846.11	-1,926,178.73	5,185,277.96
TOTAL ASSETS	301,014,935.98	0.00	1,425,832.48	-4,844,846.11	-3,977,164.02	293,618,758.33

UNIT: EUROS | 2016

Gross assets registered a reduction of about 8.8 million euros, of which 6.8 million euros correspond to the disposal of Units held in the Special Investment Fund (SIF).

It should be noted that, in 2016, the Managing entity proceeded with the final settlement of the Passive Management Fund.

The remaining reduction was essentially due to the scrapping of obsolete basic equipment (various equipment, such as air conditioner, press machine and drop-off site), resulting from the restructuring works carried out in the sorting plant, in 2015, among other factors.



DEPRECIATION OF FIXED ASSETS				
ITEMS	INITIAL BALANCE	REINFORCEMENT	REGULARIZATION	FINAL BALANCE
Public domain assets				
Intangible fixed assets				
Set-up Expenses	8,014.62			8,014.62
Patents, Royalties and Other Rights	10,273.20	2,131.26		12,404.46
Inspections	319,115.82			319,115.82
Environmental awareness	8,625,070.22	126,348.78	0.00	8,751,419.00
Additional studies	4,341,023.38	1,029.96		4,342,053.34
Software	1,322,733.78	60,320.80		1,383,054.58
Fixed assets in progress	0.00			0.00
TOTAL OF INTANGIBLE FIXED ASSETS	14,626,231.02	189,830.80	0.00	14,816,061.82
Tangible fixed assets				
Land and Other Resources				
Buildings and Other Construction	18,367,656.63	3,209,741.75	-5,015.36	21,572,383.02
Basic Equipment	69,573,904.87	13,322,798.79	-1,073,410.52	81,823,293.14
Transport Equipment	1,307,478.08	46,202.16	-100.00	1,353,580.24
Tools and Equipment	162,034.31	6,744.32	-2,869.65	165,908.98
Office Equipment	3,348,883.29	104,011.69	-57,673.73	3,395,221.25
Containers	0.00			0.00
Other Tangible fixed assets	2,168,218.18	61,867.80	-80,661.73	2,149,424.25
Fixed assets in progress				
TOTAL OF TANGIBLE FIXED ASSETS	94,928,175.36	16,751,366.51	-1,219,730.99	110,459,810.88
Financial Investments	8,498,070.53	2,690.83	-3,315,483.40	5,185,277.96
TOTAL OF AMORTIZATION	118,052,476.91	16,943,888.14	-4,535,214.39	130,461,150.66

UNIT: EUROS | 2016

The basic equipment item registered a 1 million euros reduction, as previously mentioned.

Other minor adjustments were also made, equally due to the scrapping of small equipment.

8.2.9. COSTS INCURRED IN THE YEAR AND ON LOANS TO FINANCE FIXED ASSETS DURING CONSTRUCTION, WHICH HAVE BEEN CAPITALIZED IN THIS PERIOD

The total expenditure including interest expenses are related to bank loans to finance fixed assets and was €3,098,559.84 being €1,179,324.63 referring to the construction of the Energy Recovery Plant and €1,919,235.21 related the construction of the Composting Plant.



8.2.17. OTHER TREASURY APPLICATIONS

The balance sheet caption "Other treasury applications" includes an amount of €21,347,382.76 over time, according to the following table:

TYPE	ENTITY	AMOUNT	BALANCE
Term Deposits	CGD	4	4,600,000.00
Term Deposits	BIC	2	1,000,000.00
Term Deposits	TOTTA	4	3,600,000.00
Term Deposits	GOLDEN ASSETS	1	47,382.76
Term Deposits	BPI	2	4,500,000.00
Term Deposits	MONTEPIO	3	2,000,000.00
Term Deposits	MILLENIU BCP	4	5,600,000.00
TOTAL		20	21,347,382.76

UNIT: EUROS | 2016

8.2.22. OVERALL VALUE OF DOUBTFUL DEBTS INCLUDED IN EACH OF THE ITEMS OF RECEIVABLES IN THE BALANCE

On December 31st, 2016 there were debts classified as doubtful, in full respect to clients in the amount of €46,317.88, which are fully provisioned as being in dispute or in default for more than a year.

8.2.26. DISAGGREGATED DESCRIPTION OF RESPONSIBILITIES, BY GUARANTEES AND DEPOSITS PAID

ACCOUNT NAME AND NUMBER	SCASH BALANCE FROM PREVIOUS		CASH BALANCE FOR NEXT YEAR		SCASH BALANCE FOR NEXT YEAR	
	Debtor	Creditor	Debtor	Creditor	Debtor	Creditor
Guarantees and Deposits						
From third-party						
Suppliers	812,855.99		260,280.80	54,177.25	1,026,385.14	
Fixed assets suppliers	5,493,571.10		4,855,751.75	10,274,228.22	75,094.63	
Credores diversos						
Clients			25,000.00		25,000.00	
TOTAL FROM THIRD-PARTY	6,306,427.09		5,141,032.55	10,328,405.47	1,126,479.77	
To third-party						
Relating to land		1,311,526.88				1,311,526.88
Relating to EDP		10,200.00				10,200.00
VAT		1,288,257.82				1,288,257.82
Financial Institute for Regional Development IP		1,511,591.00				1,511,591.00
Directorate-General for Taxation		7,168,397.78				7,168,397.78
Relating to CCDRN		106,850.00				106,850.00
TOTAL TO THIRD-PARTY		11,396,823.48	0.00	0.00		11,396,823.48
Receipts for collection	10,744,186.98		49,537,532.98	51,233,725.53	9,047,994.43	
TOTALS	17,050,614.07	11,396,823.48	54,678,565.53	61,562,131.00	10,174,474.20	11,396,823.48

UNIT: EUROS | 2016



8.2.27. DETAIL OF PROVISIONS AT THE END OF THE YEAR

The increase in the provision for doubtful debts, in the amount of €535.88, stems from the existence of new customers in arrears for over a year, on 31/12/2016.

The provision regarding ongoing judicial proceedings against the Tax Authority, pertaining to LIPOR's liability to corporation tax (IRC), was also reinforced.

Regarding the 3,315,483.40 euros reduction, it pertains to the aforementioned disposal of Units held in the SIF.

ACCOUNT NUMBER	ACCOUNT DESCRIPTION	INICIAL BALANCE	INCREASE	DECREASE	FINAL BALANCE
19	Provisions for Cash Investments				
291	Provisions for doubtful Debts	45,782.00	535.88	0.00	46,317.88
292	Provisions for Risks/Charges	4,707,224.21	2,501,435.94		7,208,660.15
39	Provisions for Write-Down of Stocks				
49	Provisions for Financial investments	8,498,070.53	2,690.83	3,315,483.40	5,185,277.96

UNIT: EUROS | 2016

8.2.28. MOVEMENTS OCCURRED IN THE ACCOUNTS OF CLASS 5 - EQUITY

The movements recorded in class 5 in fiscal year 2016 were as follows:

ITEMS	INICIAL BALANCE	INCREASE	DECREASE	FINAL BALANCE
Assets	33,800,513.43	2,327,030.48		36,127,543.91
Revaluation Reserves	2,344,133.47			2,344,133.47
Legal Reserves	654,497.14	122,475.29		776,972.43
Subsidies	6,785,352.40			6,785,352.40
Special Reserves	1,575,003.26			1,575,003.26
Retained Earnings	0.00	2,449,505.77	2,449,505.77	0.00
Net Income	2,449,505.77	3,161,994.48	2,449,505.77	3,161,994.48
TOTALS	47,609,005.47	8,061,006.02	4,899,011.54	50,770,999.95

UNIT: EUROS | 2016

The movement of 2,449,505.77 euros results from the proposed application of the results of 2015, with a reinforcement of assets of 2,327,030.48 euros and the constitution of legal reserves amounting to 122,475.29 euros, according to paragraph 2.7.3.3 of POCAL.

8.2.29. DEMONSTRAÇÃO DO CUSTO DAS MERCADORIAS VENDIDAS E DAS MATÉRIAS CONSUMIDAS

MOVEMENTS	GOODS	CONSUMABLE MATERIALS
Initial Inventories		0.00
Purchases		19,783.62
Stock Adjustments		0.00
Final Inventories		16,260.00
COSTS IN THE YEAR		3,523.62

UNIT: EUROS | 2016



8.2.30. STATEMENT OF VARIATION IN PRODUCTION

MOVEMENTS	FINISHED GOODS AND INTERMEDIATE	BY-PRODUCTS, WASTE AND SCRAP	WORK IN PROGRESS
Final Inventories	60,496.99		
Stock Adjustments			
Initial Inventories	36,724.85		
INCREASE/DECREASE IN EXERCISE	23,772.14		

UNIT: EUROS | 2016

8.2.31. STATEMENT OF FINANCIAL RESULTS

Clearance of Financial Results of the year results from the following movements:

ACCOUNT NUMBER	COSTS AND LOSSES	FINANCIAL YEAR		ACCOUNT NUMBER	INCOME AND GAINS	FINANCIAL YEAR	
		2016	2015			2016	2015
681	Interest Payable	2,895,997.56	3,262,201.44	781	Interest received	82,544.09	123,872.95
682	Losses in Groups and Associated Companies			782	Gains in group and associated		
683	Fixed Assets Investment Amortizations			783	Income from real estate		
684	Provisions for Financial Investments	2,690.83	256,715.63	784	Dividends		
685	Exchange Losses			785	Exchange Gains		
686	Cash Discounts	10,927.16	13,376.80	786	Cash Discounts	1.04	
687	Loss from the Sale of Financial Investments			787	Gains from the sale of Financial		
688	Other Financial Cost	166,098.21	158,798.93	788	Other Financial Income		
	Financial Results	(2,993,168.63)	(3,567,219.85)				
	TOTALS	82,545.13	123,872.95		TOTALS	82,545.13	123,872.95

UNIT: EUROS

Item "681 - Interest Payable" refers to interest paid on borrowings from the European Investment Bank.

The reduction of about 300,000 euros in the amount of interests paid, compared to the year 2015, relates to the reduction of outstanding capital of the loan granted by the European Investment Bank.

Item "688 - Other financial costs" essentially comprises the costs of bank guarantees and bank fees. On the other hand, item "781 - Interest received" includes interest earned on financial investments made by LIPOR.



8.2.32. STATEMENT OF EXTRAORDINARY RESULTS

Clearance of the account “Extraordinary Results” from the following movements:

ACCOUNT NUMBER	COSTS AND LOSSES	FINANCIAL YEAR		ACCOUNT NUMBER	INCOME AND GAINS	FINANCIAL YEAR	
		2016	2015			2016	2015
691	Capital Transfers			791	Tax Refunds		
692	Doubtful debts		6,406.22	792	Recovery of Debts		
693	Losses in Inventories	2,511.91	1,807.46	793	Gains in Stock		
694	Losses in Fixed Assets	96,806.30	483,237.70	794	Gains in Fixed Assets		7,904.00
695	Fines and Penalties	75.00	414.24	795	Profits from Contract Penalties	16,477.32	31,977.19
696	Depreciation Rates and Provisions			796	Reductions in Depreciation Rates and Provision	1,389,304.67	
697	Prior Years Adjustments	90,729.19	0.39	797	Prior Years Adjustments	3,813.18	867,832.81
698	Other Extraordinary Costs and Losses	163.55	699.56	798	Other Incomes and Gains	8,593,050.03	8,037,495.79
699	Conversion PTE/EUR			799	Conversion PTE/EUR		
	EXTRAORDINARY RESULTS	9,812,359.25	8,452,644.22				
	TOTALS	10,002,645.20	8,945,209.79		TOTALS	10,002,645.20	8,945,209.79

UNIT: EUROS

Item “694 - Losses in fixed assets” pertains to the scrappage of obsolete basic equipment in 2016.

On the other hand, item “697 - Prior years adjustments” includes an adjustment regarding the allocation of investment subsidies, which relates to the refund of a co-financed fund within the scope of Project no. 95/10/61/023. This decision, against which LIPOR submitted several appeals, culminated in February 2015, with a verdict by the Administrative and Fiscal Court of Porto.

Item “795 - Profits from contract penalties” refers to the charging of interest on arrears to the Associated Municipalities, due to delay in payment of invoices.

Item “796 - Reductions in depreciation rates and provisions” resulted from the disposal of Units held in the SIF.

On the other hand, item “798 - Other Incomes and Gains” includes the recognition of the amortization, attributable to the year 2016, of the amounts received from the Cohesion Fund as investment grants (Note 8.2.33.4).



8.2.33. OTHER RELEVANT INFORMATION

8.2.33.1. RECEIVABLES FROM ASSOCIATED MUNICIPALITIES

At the end of fiscal year 2016, the receivables from the associated Municipalities, classified in the balance sheet under “clients”, concerning services associated with the treatment of municipal solid waste, and under the item “Other debtors” in relation to financial contributions, were as follows:

MUNICIPALITY	TREATMENT OF MUNICIPAL SOLID WASTE	
	31/12/2016	31/12/2015
C.M. Porto	413,717.43	397,068.09
C.M. Maia	135,572.46	0.00
C.M. Vila do Conde	124,320.09	118,122.45
C.M. Gondomar	685,936.89	634,517.19
C.M. Valongo	0.00	93,757.96
C.M. Póvoa de Varzim	99,209.91	97,388.51
C.M. Espinho	52,612.39	267,962.06
C.M. Matosinhos	266,426.18	501,329.68
	1,777,795.35	2,110,145.94

MUNICIPALITY	REIMBURSEMENT TO INVESTMENTS	
	31/12/2016	31/12/2015
C.M. Porto	163,882.31	160,239.80
C.M. Maia *	3,223,450.95	3,171,280.88
C.M. Vila do Conde	47,921.11	47,592.44
C.M. Gondomar	260,883.80	252,263.60
C.M. Valongo	0.00	37,842.92
C.M. Póvoa de Varzim	38,915.12	39,308.19
C.M. Espinho	20,455.87	106,514.25
C.M. Matosinhos	102,150.44	199,864.23
	3,857,659.60	4,014,906.31

* Value in litigation

UNIT: EUROS

8.2.33.2. GENERAL GOVERNMENT AND OTHER PUBLIC ENTITIES

At the end of 2016, the balance of the account “State and other public bodies” were as follows:

	31/12/2016	31/12/2015
Debit Balances		
Value Added Tax	134,945.85	27,631.48
ADSE	0.00	4,299.26
	134,945.85	31,930.74
Credit Balances		
Income Taxes Withheld - individuals	28,899.86	26,573.00
Contributions to Social Security	32,175.80	29,537.82
Waste Disposal Tax	0.00	0.00
Other Taxation	39,248.14	38,775.37
	100,323.80	94,886.19

UNIT: EUROS



8.2.33.3. AMOUNTS OWED TO CREDIT INSTITUTIONS

On December 31st, 2016, the loans obtained were as follows:

	SHORT TERM	MEDIUM LONG TERM	TOTAL
Loan from EIB – European Investment Bank	10,250,000.00	53,102,689.60	63,35,689.60

UNIT: EUROS

This item reflects the loan granted by the European Investment Bank for the partial financing of the construction of the LIPOR II Incineration Plant, amounting to 85,294,440.41 euros. The loan capital will be repaid in 10 consecutive increasing annual payments, having already been repaid a total of 69,580,057.40 euros.

In 2003, the European Investment Bank granted a new loan amounting to 53,000,000 euros, to finance the study, conception, execution, reception and operation of solid waste management facilities in the Metropolitan Area of Porto. This loan will be repaid in 11 consecutive increasing annual payments, having so far been repaid a total of 5,361,693.41 euros. On December 31st, 2016, the summary of the repayment plan scheduled for the two funds mentioned above is as follows:

YEAR	AMOUNT
2017	10,250,000.00
2018	9,200,000.00
2019	9,250,000.00
2020	9,850,000.00
2021 and Following Years	24,802,689.60
	63,352,689.60

UNIT: EUROS

8.2.33.4. ACCRUALS AND DEFERRALS

At the end of the fiscal year 2016 the balance of these items were as follows:

	31/12/2016	31/12/2015
Accrued income:		
Interest receivable	40,015.70	26,607.99
Other accrued income	0.00	0.00
Deferred Costs:		
Stocks	10,843.12	12,031.69
Diesel Stock	17,355.00	41,374.20
Pluriannual costs	80,137.78	15,988.00
Purchases	257,995.00	94,837.25
Other Deferred Costs	1,448,604.07	1,463,755.30
	1,854,950.67	1,654,594.43
Accrued Costs:		
Accrued remunerations	393,075.34	408,092.70
Interest Payable	1,610,660.11	1,841,709.71
Other accrued costs	2,309,519.76	1,866,563.39
Deferred Income:		
Account to be settled	0.00	73.80
Corporate Income Tax (IRC) to be settled	74,601.56	74,601.56
Nutrimais – Customer Consignment	16,260.00	45,030.00
Subsidies for Investments	67,897,992.69	76,145,675.46
Contributions	0.00	0.00
	72,302,109.46	80,381,746.62

UNIT: EUROS



8.2.33.5. EXTERNAL SERVICES AND SUPPLIES

On December 31st 2016 the balance of this item was as follows:

	ITEMS	2016	2015
621	Subcontracts	20,101,049.47	20,986,300.66
62211	Electricity	217,645.74	212,508.03
62212	Fuel	110,893.22	110,043.07
62213	Water	10,575.66	12,509.85
62214	Other Fluids	13,507.81	12,391.83
62215	Tools	19,116.31	25,701.69
62216	Books and Technical Documentation	2,489.45	2,120.28
62217	Office Stationaries	29,377.77	26,168.47
62218	Samples	11,677.41	12,052.36
62219	Rents and Rentals	147,100.23	144,500.98
62221	Promotional Expenses	22,235.55	17,476.65
62222	Communications	37,698.63	48,216.80
62223	Insurance	62,640.39	66,953.11
62225	Transport of Goods	12,509.75	11,287.38
62226	Transport of Employees	4,811.80	4,820.35
62227	Business Trips	98,711.08	93,104.88
62229	Fees	47,566.00	48,365.86
62231	Legal Expenses	1,300.00	1,582.41
62232	Maintenance and Repairs	550,346.80	449,375.83
62233	Advertising and Promotion	71,502.44	55,252.40
62234	Cleaning, Hygiene and Confort	106,359.49	94,016.99
62235	Security	156,960.39	157,492.28
62236	Specialised Labour	1,427,306.02	1,194,078.47
62298/9	Other Supplies and Services	475,165.02	351,789.33
		23,738,546.43	24,138,109.96

UNIT: EUROS

8.3. NOTES ON THE BUDGET PROCESS AND ITS IMPLEMENTATION**8.3.1. AMENDMENTS TO THE BUDGET****AMENDMENTS TO THE BUDGET - REVENUE | 2016**

N. MODIFICATION: 0 N. OF REVISION: 1 UNIT: EUROS

ECONOMIC CLASSIFICATION		REVENUE				OBS (7)
CODE (1)	DESCRIPTION (2)	INITIAL FORECASTS (3)	BUDGET AMENDMENTS		RECTIFIED FORECASTS (6)=(3)+(4)-(5)	
			REGISTRATION / REINFORCEMENT (4)	REDUCTIONS / CANCELLATIONS (5)		
CURRENT REVENUE						
02	Indirect Taxes	716,454.00	0.00	0.00	716,454.00	
0202	Other	716,454.00	0.00	0.00	716,454.00	
020206	Specific Indirect Taxes Local Authorities	716,454.00	0.00	0.00	716,454.00	
0202069999	Other	716,454.00	0.00	0.00	716,454.00	
04	Fees, fines and other penalties	13,070.65	0.00	0.00	13,070.65	
0402	Fines and other penalties	13,070.65	0.00	0.00	13,070.65	
040201	Late payment interest	13,070.65	0.00	0.00	13,070.65	

(3) Initial forecasts: amounts corresponding to the initial budget.

(6) Forecasts rectified: final figures on the estimated revenue to be collected. Includes balance of previous year.



ECONOMIC CLASSIFICATION		REVENUE				OBS (7)
CODE (1)	DESCRIPTION (2)	INITIAL FORECASTS (3)	BUDGET AMENDMENTS		RECTIFIED FORECASTS (6)=(3)+(4)-(5)	
			REGISTRATION / REINFORCEMENT (4)	REDUCTIONS / CANCELLATIONS (5)		
05	Property incomes	62,018.17	0.00	0.00	62,018.17	
0502	Interest – Financial Corporations	62,018.17	0.00	0.00	62,018.17	
050201	Banks and Other Financial Institutions	62,018.17	0.00	0.00	62,018.17	
07	Sale of current Goods and Services	39,705,325.05	0.00	0.00	39,705,325.05	
0701	Sale of Goods	23,913,791.06	0.00	0.00	23,913,791.06	
070110	Waste and Residues and Rejects	380,883.55	0.00	0.00	380,883.55	
07011001	Energy Recovery Plant	380,883.55	0.00	0.00	380,883.55	
0701100101	Ferrous scrap	380,883.55	0.00	0.00	380,883.55	
070111	Finished Products and Intermediates	23,532,907.51	0.00	0.00	23,532,907.51	
07011101	Energy Recovery Plant	16,518,900.00	0.00	0.00	16,518,900.00	
0701110101	Energy	16,518,900.00	0.00	0.00	16,518,900.00	
07011102	Multimaterial Recycling	6,203,683.53	0.00	0.00	6,203,683.53	
0701110201	Sorting Plant	5,213,071.19	0.00	0.00	5,213,071.19	
070111020101	Paper/Cardboard	1,437,418.35	0.00	0.00	1,437,418.35	
070111020102	Mixed paper	603,045.76	0.00	0.00	603,045.76	
070111020103	PEAD	519,759.42	0.00	0.00	519,759.42	
070111020104	PET	779,639.14	0.00	0.00	779,639.14	
070111020106	T-PACK	389,819.57	0.00	0.00	389,819.57	
070111020107	Aluminium	23,900.12	0.00	0.00	23,900.12	
070111020108	Steel	273,864.78	0.00	0.00	273,864.78	
070111020112	Plastic Film	648,678.21	0.00	0.00	648,678.21	
070111020113	Mixed plastics	504,441.28	0.00	0.00	504,441.28	
070111020199	Others	32,504.56	0.00	0.00	32,504.56	
0701110202	Sorting Platform	887,937.84	0.00	0.00	887,937.84	
070111020203	Plastics	58,770.00	0.00	0.00	58,770.00	
070111020205	Light Scrap	56,042.28	0.00	0.00	56,042.28	
070111020206	Glass	743,105.08	0.00	0.00	743,105.08	
070111020207	Wood Packaging	420.56	0.00	0.00	420.56	
070111020208	Eps – Styrofoam	24,681.89	0.00	0.00	24,681.89	
070111020299	Others	4,918.03	0.00	0.00	4,918.03	
0701110203	WEEE Platform	102,674.50	0.00	0.00	102,674.50	
070111020301	Cooling Equipment	20,111.50	0.00	0.00	20,111.50	
070111020302	White Line	7,409.50	0.00	0.00	7,409.50	
070111020303	Small Eletrical Appliances and Computing	31,755.00	0.00	0.00	31,755.00	
070111020304	Televisions and Monitors	41,281.50	0.00	0.00	41,281.50	
070111020305	Fluorescent Lamps	2,117.00	0.00	0.00	2,117.00	
07011103	Composting	662,925.70	0.00	0.00	662,925.70	
0701110301	Organic Compost	662,925.70	0.00	0.00	662,925.70	
07011104	Landfills	146,168.28	0.00	0.00	146,168.28	
0701110401	Electricity – Biogas	146,168.28	0.00	0.00	146,168.28	
070111040101	Electricity – Ermesinde Biogas Landfill	126,075.00	0.00	0.00	126,075.00	
070111040102	Electricity – Matosinhos Biogas Landfill	20,093.28	0.00	0.00	20,093.28	
07011105	Products Horta "Formiga"	1,230.00	0.00	0.00	1,230.00	
0701110501	Various Products	1,230.00	0.00	0.00	1,230.00	
0702	Services	15,791,533.99	0.00	0.00	15,791,533.99	

(3) Initial forecasts: amounts corresponding to the initial budget.

(6) Forecasts rectified: final figures on the estimated revenue to be collected. Includes balance of previous year.



ECONOMIC CLASSIFICATION		REVENUE				OBS (7)
CODE (1)	DESCRIPTION (2)	INITIAL FORECASTS (3)	BUDGET AMENDMENTS		RECTIFIED FORECASTS (6)=(3)+(4)-(5)	
			REGISTRATION / REINFORCEMENT (4)	REDUCTIONS / CANCELLATIONS (5)		
070209	Specific Services of Local Authorities	15,791,533.99	0.00	0.00	15,791,533.99	
07020902	Solid Waste	15,778,618.99	0.00	0.00	15,778,618.99	
0702090201	Deposition in the Energy Recovery Plant	15,407,131.80	0.00	0.00	15,407,131.80	
070209020101	From Municipalities	15,313,544.40	0.00	0.00	15,313,544.40	
070209020102	From the Private Sector	93,587.40	0.00	0.00	93,587.40	
0702090202	Sanitary Landfill	371,487.19	0.00	0.00	371,487.19	
070209020201	From Municipalities	371,487.19	0.00	0.00	371,487.19	
07020999	Others	12,915.00	0.00	0.00	12,915.00	
0702099901	Courses "Horta da Formiga"	9,840.00	0.00	0.00	9,840.00	
0702099902	Holiday Camps	3,075.00	0.00	0.00	3,075.00	
08	Other Current Revenue	1,857,981.37	0.00	0.00	1,857,981.37	
0801	Others	1,857,981.37	0.00	0.00	1,857,981.37	
080199	Others	1,857,981.37	0.00	0.00	1,857,981.37	
08019903	VAT Refunds	901,966.89	0.00	0.00	901,966.89	
08019999	Several	956,014.48	0.00	0.00	956,014.48	
0801999902	Specifications/tender procedures	3,075.00	0.00	0.00	3,075.00	
0801999999	Others	952,939.48	0.00	0.00	952,939.48	
	TOTAL OF CURRENT REVENUES	42,354,849.24	0.00	0.00	42,354,849.24	
	CAPITAL REVENUES					
09	Sale of investment goods	2,851.56	0.00	0.00	2,851.56	
0904	Other investment goods	2,851.56	0.00	0.00	2,851.56	
090406	Public Administration-Local-Continent Administration	2,851.56	0.00	0.00	2,851.56	
09040601	Transportation Equipment	2,851.56	0.00	0.00	2,851.56	
10	Capital transfers	6,557,984.00	0.00	0.00	6,557,984.00	
1003	Central administration	400.00	0.00	0.00	400.00	
100307	State-Owned Community co-financed projects	400.00	0.00	0.00	400.00	
10030701	Cohesion Fund	400.00	0.00	0.00	400.00	
1003070102	HORIZON 2020	100.00	0.00	0.00	100.00	
1003070103	POSEUR	100.00	0.00	0.00	100.00	
1003070104	INTERREG	100.00	0.00	0.00	100.00	
1003070105	OTHER COMMUNITY FUNDS	100.00	0.00	0.00	100.00	
1005	Local Government	6,557,584.00	0.00	0.00	6,557,584.00	
100501	Continent	6,557,584.00	0.00	0.00	6,557,584.00	
10050101	From Municipalities	6,557,584.00	0.00	0.00	6,557,584.00	
11	Financial assets	4,380,757.43	0.00	0.00	4,380,757.43	
1109	Units of Participation	4,380,757.43	0.00	0.00	4,380,757.43	
110902	Financial companies	4,380,757.43	0.00	0.00	4,380,757.43	
11090201	Special Closed Investment Fund	4,380,757.43	0.00	0.00	4,380,757.43	
16	Balance of previous financial year	0.00	9,302,915.08	0.00	9,302,915.08	
1601	Budget Balance	0.00	9,302,915.08	0.00	9,302,915.08	
160101	In Possession of Service	0.00	9,302,915.08	0.00	9,302,915.08	
	TOTAL CAPITAL REVENUES	10,941,592.99	9,302,915.08	0.00	20,244,508.07	
	TOTAL REVENUE	53,296,442.23	9,302,915.08	0.00	62,599,357.31	

(3) Initial forecasts: amounts corresponding to the initial budget.

(6) Forecasts rectified: final figures on the estimated revenue to be collected. Includes balance of previous year.



AMENDMENTS TO THE BUDGET - EXPENDITURE | 2016 | N. MODIFICATION: 9 | N. OF REVISION: 1 | UNIT: EUROS

ECONOMIC CLASSIFICATION		EXPENDITURE					OBS
CODE (1)	DESCRIPTION (2)	BUDGET AMENDMENTS			REPLACEMENTS REDUCED TO PAYMENTS (6)	RECTIFIED ALLOCATIONS (7)= (3)+(4)-(5)+(6)	
		INITIAL LOCATIONS (3)	REGISTRATION / REINFORCEMENT (4)	REDUCTIONS / CANCELLATIONS (5)			(8)
CURRENT EXPENDITURE							
01	Personnel Expenditure	4,310,858.65	61,500.00	0.00		4,372,358.65	
0101	Certain and permanent Remunerations	3,316,256.97	6,500.00	0.00		3,322,756.97	
010102	Corporate Boards	42,120.24	1,500.00	0.00		43,620.24	
010104	Personnel Legal Framework for Individual Work Contract	2,215,970.68	0.00	0.00		2,215,970.68	
01010401	Personal Service	1,977,729.76	0.00	0.00		1,977,729.76	
01010404	Personnel Recruitment for new working positions	238,240.92	0.00	0.00		238,240.92	
010108	Waiting staff retirement	0.00	4,000.00	0.00		4,000.00	
010109	Representation	3,488.55	0.00	0.00		3,488.55	
010111	Supplements and awards	35,006.64	1,000.00	0.00		36,006.64	
010112	Insanity allowance	392,804.72	0.00	0.00		392,804.72	
01011201	Meal Allowance	392,804.72	0.00	0.00		392,804.72	
010113	Holiday and Christmas Allowance	249,367.36	0.00	0.00		249,367.36	
010114	Holiday Allowance	377,498.78	0.00	0.00		377,498.78	
01011401	Christmas Allowance	188,837.99	0.00	0.00		188,837.99	
01011402	Occasional and Variable Allowances	188,660.79	0.00	0.00		188,660.79	
0102	Overtime	61,080.81	9,000.00	0.00		70,080.81	
010202	Daily Subsistence Allowance	25,910.69	0.00	0.00		25,910.69	
010204	Allowance For Faults	26,260.00	0.00	0.00		26,260.00	
010205	Shift Allowance	2,070.96	0.00	0.00		2,070.96	
010211	Compensation for Ceasing of Functions	5,439.60	9,000.00	0.00		14,439.60	
010214	Other Allowances In Cash or Species	1,399.56	0.00	0.00		1,399.56	
0103	Social Security	933,520.87	46,000.00	0.00		979,520.87	
010301	Health Charges	69,915.60	25,000.00	0.00		94,915.60	
010302	Other health charges	45,117.70	0.00	0.00		45,117.70	
01030201	Contributions of ADSE	45,117.70	0.00	0.00		45,117.70	
010303	Family allowance for children and youth	10,285.80	4,500.00	0.00		14,785.80	
010304	Other family benefits	7,218.37	0.00	0.00		7,218.37	
010305	Contributions to Social Security	730,453.29	16,500.00	0.00		746,953.29	
01030502	Social security - general scheme	730,453.29	16,500.00	0.00		746,953.29	
0103050201	General pension fund	386,446.88	16,500.00	0.00		402,946.88	
0103050202	General scheme	344,006.41	0.00	0.00		344,006.41	
010306	Accidents and occupational diseases	4,009.10	0.00	0.00		4,009.10	
010309	Insurance	66,521.01	0.00	0.00		66,521.01	
01030901	Insurance for Working Accidents and Occupational Diseases	60,405.81	0.00	0.00		60,405.81	
01030903	Life insurance	6,115.20	0.00	0.00		6,115.20	
02	Purchase of current goods and services	32,439,928.22	8,887,000.00	1,266,000.00		40,060,928.22	
0201	Acquisition of goods	1,125,092.37	47,000.00	66,000.00		1,106,092.37	
020101	Raw Materials and subsidiaries	257,476.22	0.00	0.00		257,476.22	
020102	Fuels and lubricants	275,633.04	22,000.00	36,000.00		261,633.04	
02010201	Gasoline	16,231.70	0.00	0.00		16,231.70	
02010202	Diesel	230,895.70	20,000.00	36,000.00		214,895.70	
02010299	Other	28,505.64	2,000.00	0.00		30,505.64	
020104	Cleaning and hygiene	20,870.65	0.00	0.00		20,870.65	
020105	Meals - food catering	53,082.96	0.00	0.00		53,082.96	
020107	Clothing and personal items	58,134.82	25,000.00	0.00		83,134.82	

(3) Initial allocations: amounts corresponding to the initial budget.

(7) Rectified allocations: amounts corresponding to the final figures of expenditure in the budget.



ECONOMIC CLASSIFICATION		EXPENDITURE					
CODE (1)	DESCRIPTION (2)	BUDGET AMENDMENTS			REPLACEMENTS REDUCED TO PAYMENTS (6)	RECTIFIED ALLOCATIONS (7)= (3)+(4)-(5)+(6)	OBS (8)
		INITIAL LOCATIONS (3)	REGISTRATION / REINFORCEMENT (4)	REDUCTIONS / CANCELLATIONS (5)			
020108	Office equipment	58,621.24	0.00	0.00		58,621.24	
020114	Other stuff - parts	326,722.28	0.00	30,000.00		296,722.28	
020115	Award Prizes and gifts	19,488.80	0.00	0.00		19,488.80	
020117	Tools and utensils	49,267.22	0.00	0.00		49,267.22	
020118	Books and technical documentation	5,795.14	0.00	0.00		5,795.14	
0202	Purchase of services	31,314,835.85	8,840,000.00	1,200,000.00		38,954,835.85	
020201	Costs of facilities	408,220.44	0.00	0.00		408,220.44	
02020101	Electricity	390,116.27	0.00	0.00		390,116.27	
02020102	Water	18,104.17	0.00	0.00		18,104.17	
020202	Cleaning and hygiene	170,204.95	0.00	0.00		170,204.95	
020203	Conservation of Goods	855,653.50	0.00	100,000.00		755,653.50	
020209	Communications	112,755.93	0.00	0.00		112,755.93	
020210	Transport	121,910.67	0.00	0.00		121,910.67	
020211	Representation of services	62,854.55	0.00	0.00		62,854.55	
020212	Insurance	80,625.56	0.00	0.00		80,625.56	
020213	Travel and stays	205,070.25	0.00	0.00		205,070.25	
020214	Studies, advice, projects consultancy	1,530,254.37	0.00	300,000.00		1,230,254.37	
020215	Training	186,550.12	0.00	0.00		186,550.12	
020216	Seminars, exhibitions and similar	206,471.27	0.00	0.00		206,471.27	
020217	Advertising	214,054.69	0.00	0.00		214,054.69	
020218	Security and surveillance	232,833.09	10,000.00	0.00		242,833.09	
020219	Technical assistance	190,530.64	0.00	0.00		190,530.64	
020220	Other specialized labours	1,149,900.20	0.00	100,000.00		1,049,900.20	
020222	Health services	53,700.00	0.00	0.00		53,700.00	
020225	Other services	25,533,245.62	8,830,000.00	700,000.00		33,663,245.62	
02022502	Exploration of the Landfill Annex to Energy Recovery Plant	1,086,372.49	1,000,000.00	400,000.00		1,686,372.49	
02022503	Exploration of the Energy Recovery Plant	21,001,820.48	6,500,000.00	0.00		27,501,820.48	
02022504	Exploration Compositing Plant	2,669,565.52	500,000.00	300,000.00		2,869,565.52	
02022505	Ermesinde Biogas Landfill Exploration	62,724.00	0.00	0.00		62,724.00	
02022508	Transport and treatment of leachate	105,176.96	0.00	0.00		105,176.96	
02022509	External social responsibility	142,985.36	130,000.00	0.00		272,985.36	
02022510	Internal communication and social responsibility	94,472.50	0.00	0.00		94,472.50	
02022511	Deposition Ashes	175,000.00	700,000.00	0.00		875,000.00	
02022599	Other	195,128.31	0.00	0.00		195,128.31	
03	Interest and other charges	3,298,267.50	1,000.00	0.00		3,299,267.50	
0301	Interest on public debt	3,098,559.85	0.00	0.00		3,098,559.85	
030103	Financial corporations	3,098,559.85	0.00	0.00		3,098,559.85	
03010302	Loans to medium and long term	3,098,559.85	0.00	0.00		3,098,559.85	
0301030201	EIB - European Investment Bank	3,098,559.85	0.00	0.00		3,098,559.85	
0305	Other interest	2,000.00	0.00	0.00		2,000.00	
030501	Interest on late payments	2,000.00	0.00	0.00		2,000.00	
0306	Other financial charges	197,707.65	1,000.00	0.00		198,707.65	
030601	Other financial charges	197,707.65	1,000.00	0.00		198,707.65	
03060101	Bank guarantees	193,707.65	0.00	0.00		193,707.65	
03060199	Other	4,000.00	1,000.00	0.00		5,000.00	
04	Current Transfers	24,168.60	7,000.00	0.00		31,168.60	
040802	Other	24,168.60	7,000.00	0.00		31,168.60	

(3) Initial allocations: amounts corresponding to the initial budget.

(7) Rectified allocations: amounts corresponding to the final figures of expenditure in the budget.



ECONOMIC CLASSIFICATION		EXPENDITURE					
CODE (1)	DESCRIPTION (2)	BUDGET AMENDMENTS			REPLACEMENTS REDUCED TO PAYMENTS (6)	RECTIFIED ALLOCATIONS (7)= (3)+(4)-(5)+(6)	OBS (8)
		INITIAL LOCATIONS (3)	REGISTRATION / REINFORCEMENT (4)	REDUCTIONS / CANCELLATIONS (5)			
040802	Other	24,168.60	7,000.00	0.00		31,168.60	
06	Other current expenditure	1,418,293.03	400,000.00	110,500.00		1,707,793.03	
0602	Severall	1,418,293.03	400,000.00	110,500.00		1,707,793.03	
060201	Taxes and fees	115,575.87	400,000.00	0.00		515,575.87	
060203	Other	1,302,717.16	0.00	110,500.00		1,192,217.16	
06020305	Other	1,302,717.16	0.00	110,500.00		1,192,217.16	
0602030501	Rents and rentals	247,325.58	0.00	0.00		247,325.58	
0602030599	Other	1,055,391.58	0.00	110,500.00		944,891.58	
	TOTAL CURRENT EXPENDITURE	41,491,516.00	9,356,500.00	1,376,500.00	0.00	49,471,516.00	
	CAPITAL EXPENDITURE						
07	Purchase of investment products	2,901,743.96	1,859,876.74	981,426.74		3,780,193.96	
0701	Investments	2,901,743.96	1,859,876.74	981,426.74		3,780,193.96	
070101	Land	494,981.60	0.00	39,350.56		455,631.04	
070104	Constructions	467,015.51	509,735.75	209,450.00		767,301.26	
07010401	Bridges, streets and complementary works	13,300.00	208,712.55	0.00		222,012.55	
07010411	Infrastructure for solid waste treatment	356,615.51	151,082.40	198,450.00		309,247.91	
07010413	Other	97,100.00	149,940.80	11,000.00		236,040.80	
070106	Vehicles	27,000.00	55,900.00	23,155.38		59,744.62	
07010601	Waste collection	26,000.00	55,900.00	23,155.38		58,744.62	
07010602	Other	1,000.00	0.00	0.00		1,000.00	
070107	Computer equipment	75,366.00	0.00	0.00		75,366.00	
070108	Computer software	202,555.00	0.00	0.00		202,555.00	
070109	Administrative equipment	28,826.00	96,900.00	0.00		125,726.00	
070110	Basic equipment	812,614.85	713,945.61	501,990.00		1,024,570.46	
07011001	Waste collection equipment	454,634.85	405,760.00	0.00		860,394.85	
07011002	Other	357,980.00	308,185.61	501,990.00		164,175.61	
0701100201	Waste treatment equipment	311,830.00	308,185.61	501,990.00		118,025.61	
0701100299	Other	46,150.00	0.00	0.00		46,150.00	
070111	Tools and equipment	6,630.00	5,000.00	0.00		11,630.00	
070113	Intangible investments	3,000.00	0.00	0.00		3,000.00	
070115	Other investments	783,755.00	478,395.38	207,480.80		1,054,669.58	
10	Financial liabilities	8,900,000.00	0.00	0.00		8,900,000.00	
1006	Loans to medium and long term	8,900,000.00	0.00	0.00		8,900,000.00	
100603	Financial Corporations -Banks and other institutions	8,900,000.00	0.00	0.00		8,900,000.00	
10060301	European investment bank - EIB	8,900,000.00	0.00	0.00		8,900,000.00	
1006030102	20117 loan	8,860,000.00	0.00	0.00		8,860,000.00	
100603010201	Amortization of capital	8,860,000.00	0.00	0.00		8,860,000.00	
1006030103	21845 loan	30,000.00	0.00	0.00		30,000.00	
100603010301	Amortization of capital	30,000.00	0.00	0.00		30,000.00	
1006030104	23440 loan	10,000.00	0.00	0.00		10,000.00	
100603010401	Amortization of capital	10,000.00	0.00	0.00		10,000.00	
11	Other Capital Expenditures	0.00	444,465.08	0.00		444,465.08	
1102	Various	0.00	444,465.08	0.00		444,465.08	
110201	Refunds	0.00	444,465.08	0.00		444,465.08	
	TOTAL CAPITAL EXPENDITURE	11,801,743.96	2,304,341.82	981,426.74	0.00	13,124,659.04	
	TOTAL EXPENDITURE	53,293,259.96	11,660,841.82	2,357,926.74	0.00	62,596,175.04	

(3) Initial allocations: amounts corresponding to the initial budget.

(7) Rectified allocations: amounts corresponding to the final figures of expenditure in the budget.



EXPENDITURE															
2016															
PURPOSE	Economic Classification Code	Nr. of Project/ Action	Resp.	Dates		TOTAL		DEFINED FINANCING		FINANCING NOT SPECIFIED	NEXT YEARS				Modification (+/-) (F)=(D)-(C)
				Beg.	End	Current Allocation (A)=(C)+(E)	Corrected Allocation (B)=(D)+(E)	Current Allocation (C)	Corrected Allocation (D)	(E)	2017	2018	2019	Other	
Construção do novo Aterro Intermunicipal Sanitário	07010411	008/00	Lipor	2000	2037	11,816,420.00	11,786,420.00	36,420.00	36,420.00	11,750,000.00	178,669.80	0.00	0.00	0.00	-30,000.00
Aquisição de terrenos para o Aterro Sanitário Intermunicipal e suas vias de acesso	070101	009/00	Lipor	2003	2016	494,981.60	455,631.04	455,631.04	455,631.04	0.00	0.00	0.00	0.00	0.00	-39,350.56
Conceção/execução de projetos vocacionados para a Educação Ambiental	070115	065/00	Lipor	2000	2020	126,000.00	212,500.00	212,500.00	212,500.00	0.00	218,750.00	218,750.00	218,750.00	218,750.00	86,500.00
Conceção do nó e da via de acesso à nova Central de Compostagem em Ermesinde	07010401	070/00	Lipor	2004	2016	1,000.00	1,000.00	1,000.00	1,000.00	0.00	0.00	0.00	0.00	0.00	0.00
Diversas ações de requalificação ambiental. valorização patrimonial na zona envolvente do Aterro de Ermesinde	070115	001/01	Lipor	2001	2020	61,500.00	61,500.00	61,500.00	61,500.00	0.00	0.00	0.00	0.00	0.00	0.00
Construção da 3ª linha da LIPOR II	0701100201	030/01	Lipor	2003	2020	0.00	0.00	0.00	0.00	0.00	25,000.00	25,000.00	25,000.00	25,000.00	0.00
Aproveitamento energético do Aterro de Matosinhos	07010411	032/01	Lipor	2006	2018	29,495.51	29,495.51	29,495.51	29,495.51	0.00	0.00	0.00	0.00	0.00	0.00
Diversas ações de requalificação ambiental. valorização patrimonial na zona envolvente da Central de Incineração	07010401*	033/01	Lipor	2004	2016	100,000.00	72,659.20	72,659.20	72,659.20	0.00	0.00	0.00	0.00	0.00	-27,340.80
Aquisição de diverso equipamento administrativo	070109	038/01	Lipor	2001	2016	28,457.00	124,757.00	124,757.00	124,757.00	0.00	0.00	0.00	0.00	0.00	96,300.00
Conceção, implementação e monitorização de um sistema de informação integrado	070108	040/01	Lipor	2001	2020	200,055.00	200,055.00	200,055.00	200,055.00	0.00	0.00	0.00	0.00	0.00	0.00
Monitorização do novo Aterro Intermunicipal	070115	017/02	Lipor	2005	2020	0.00	0.00	0.00	0.00	0.00	175,000.00	0.00	0.00	0.00	0.00
Aquisição de diverso equipamento informático	070107	007/03	Lipor	2003	2016	65,366.00	65,366.00	65,366.00	65,366.00	0.00	0.00	0.00	0.00	0.00	0.00
Diversas ações de requalificação ambiental. valorização patrimonial na zona envolvente do Centro de Triagem	07010401*	003/04	Lipor	2004	2017	100,000.00	173,412.55	173,412.55	173,412.55	0.00	5,000.00	5,000.00	5,000.00	5,000.00	73,412.55
Diversas ações de requalificação ambiental. valorização patrimonial na zona envolvente ao Aterro de Vila do Conde	07010401	004/04	Lipor	2004	2016	12,300.00	12,300.00	12,300.00	12,300.00	0.00	0.00	0.00	0.00	0.00	0.00
Diversas ações de requalificação ambiental e valorização patrimonial na zona envolvente do Aterro da Póvoa de Varzim	07010401	005/04	Lipor	2004	2016	12,300.00	12,300.00	12,300.00	12,300.00	0.00	0.00	0.00	0.00	0.00	0.00
Diversas ações de fiscalização e monitorização da Central de Valorização Energética	020214 *	008/04	Lipor	2004	2020	222,000.00	237,000.00	237,000.00	237,000.00	0.00	222,000.00	222,000.00	222,000.00	1,381,248.58	15,000.00
Aluguer operacional de equipamentos e viaturas	020210	009/04	Lipor	2013	2016	38,500.00	38,500.00	38,500.00	38,500.00	0.00	38,500.00	38,500.00	38,500.00	224,000.00	0.00

(a), (c), e (e) Project/action allocation before amendment. * Action includes several sub-actions with different economic codes.



EXPENDITURE															
2016															
PURPOSE	Economic Classification Code	Nr. of Project/ Action	Resp.	Dates		TOTAL		DEFINED FINANCING		FINANCING NOT SPECIFIED	NEXT YEARS				Modification (+/-) (F)=(D)-(C)
				Beg.	End	Current Allocation (A)=(C)+(E)	Corrected Allocation (B)=(D)+(E)	Current Allocation (C)	Corrected Allocation (D)	(E)	2017	2018	2019	Other	
Remodelação e Automatização do atual Centro de Triagem	701100201	003/06	Lipor	2006	2016	0.00	17,278.01	17,278.01	17,278.01	0.00	500,000.00	500,000.00	500,000.00	500,000.00	17,278.01
Prestação de Serviços de Segurança e Vigilância das Instalações da LIPOR I	020218	007/06	Lipor	2006	2017	203,000.00	218,000.00	218,000.00	218,000.00	0.00	203,000.00	203,000.00	203,000.00	406,000.00	15,000.00
Exploração do Aterro Anexo à LIPOR II	02022502	008/06	Lipor	2006	2040	954,875.56	1,686,372.49	1,686,372.49	1,686,372.49	0.00	0.00	0.00	0.00	0.00	731,496.93
Diversas ações de fiscalização e monitorização da Central de Valorização Orgânica	020220	009/06	Lipor	2006	2016	38,000.00	38,000.00	38,000.00	38,000.00	0.00	38,000.00	38,000.00	38,000.00	38,000.00	0.00
Exploração da Central de Valorização Energética	02022503	010/06	Lipor	2006	2020	20,645,119.50	27,501,820.48	27,501,820.48	27,501,820.48	0.00	20,999,568.60	21,039,199.20	21,835,811.16	114,455,460.60	6,856,700.98
Exploração da Central de Valorização Orgânica	02022504	011/06	Lipor	2006	2025	2,519,565.52	2,869,565.52	2,869,565.52	2,869,565.52	0.00	2,779,385.72	2,852,992.12	2,952,801.72	12,836,735.68	350,000.00
Núcleo de Inovação	070115 *	002/07	Lipor	2007	2020	101,400.00	59,350.20	59,350.20	59,350.20	0.00	7,025.00	7,025.00	7,025.00	7,025.00	-42,049.80
Exploração do Biogás no Aterro Sanitário de Ermesinde	02022505	005/07	Lipor	2007	2018	47,724.00	62,724.00	62,724.00	62,724.00	0.00	489,622.74	489,622.74	489,622.74	2,110,429.66	15,000.00
Projeto de adaptação das melhores tecnologias disponíveis para as instalações industriais da LIPOR	070115	002/08	Lipor	2008	2016	4,000.00	4,000.00	4,000.00	4,000.00	0.00	4,000.00	4,000.00	4,000.00	4,000.00	0.00
Encerramento e selagem do alvéolo sul do Aterro Sanitário da Maia	07010411	003/08	Lipor	2008	2016	0.00	0.00	0.00	0.00	0.00	1,000,000.00	0.00	0.00	0.00	0.00
Registo e manutenção de marcas e patentes	070113	004/08	Lipor	2008	2016	3,000.00	3,000.00	3,000.00	3,000.00	0.00	0.00	0.00	0.00	0.00	0.00
Obras de Remodelação e ampliação das instalações industriais e administrativas	07010413	005/08	Lipor	2008	2016	49,200.00	188,140.80	188,140.80	188,140.80	0.00	0.00	0.00	0.00	0.00	138,940.80
Exploração de Biogás no Aterro Sanitário de Matosinhos	02022506	009/08	Lipor	2008	2018	48,864.42	48,864.42	48,864.42	48,864.42	0.00	0.00	0.00	0.00	0.00	0.00
Eficiência Energética dos edifícios e equipamentos	070115	016/08	Lipor	2008	2016	96,555.00	46,715.00	46,715.00	46,715.00	0.00	0.00	0.00	0.00	0.00	-49,840.00
Requalificação e Manutenção da Rede de Ecocentros	07011001 *	003/09	Lipor	2009	2020	218,450.00	325,350.00	125,350.00	125,350.00	200,000.00	209,009.82	227,459.82	227,459.82	227,459.82	106,900.00
Implementação de Sistemas PAYT (Horizonte 2020)	070115	006/09	Lipor	2013	2020	2,500,000.00	2,500,000.00	0.00	0.00	2,500,000.00	1,750,000.00	1,750,000.00	1,750,000.00	1,750,000.00	0.00
Programa de redução de GEEs	070115	007/09	Lipor	2009	2020	7,500.00	7,500.00	7,500.00	7,500.00	0.00	4,166.67	4,166.67	4,166.66	0.00	0.00
Gestão de Fluxos Específicos	02022599	011/09	Lipor	2009	2016	1,500.00	1,500.00	1,500.00	1,500.00	0.00	1,500.00	1,500.00	1,500.00	1 500.00	0.00
Reconversão da Plataforma da LIPOR	07010411 *	001/11	Lipor	2011	2016	1,000,000.00	1,000,000.00	92,250.00	92,250.00	907,750.00	1,026,666.68	973,333.32	0.00	0.00	0.00
Aquisição de Diverso Equipamento de Transporte	07010601 *	001/12	Lipor	2012	2016	1,000.00	8,000.00	8,000.00	8,000.00	0.00	0.00	0.00	0.00	0.00	7,000.00
Aquisição de Ferramentas	070111	002/12	Lipor	2012	2016	6,630.00	11,630.00	11,630.00	11,630.00	0.00	0.00	0.00	0.00	0.00	5,000.00
Aquisição Diverso Equipamento Básico	07011001 *	003/12	Lipor	2012	2016	378,730.00	198,730.00	198,730.00	198,730.00	0.00	0.00	0.00	0.00	0.00	-180,000.00
Empréstimo Médio Longo Prazo BEI	010060301020	004/12	Lipor	1996	2024	8,900,000.00	8,900,000.00	8,900,000.00	8,900,000.00	0.00	10,250,000.00	9,200,000.00	9,250,000.00	34,652,689.62	0.00

(a), (c), e (e) Project/action allocation before amendment. * Action includes several sub-actions with different economic codes.



EXPENDITURE															
2016															
PURPOSE	Economic Classification Code	Nr. of Project/ Action	Resp.	Dates		TOTAL		DEFINED FINANCING		FINANCING NOT SPECIFIED	NEXT YEARS				Modification (+/-) (F)=(D)-(C)
				Beg.	End	Current Allocation (A)=(C)+(E)	Corrected Allocation (B)=(D)+(E)	Current Allocation (C)	Corrected Allocation (D)	(E)	2017	2018	2019	Other	
Assistências Técnicas	020219	005/12	Lipor	2012	2020	118,700.00	118,700.00	118,700.00	118,700.00	0.00	118,700.00	118,700.00	118,700.00	237,400.00	0.00
Encargos Financeiros	0301030201	006/12	Lipor	2012	2020	3,098,559.85	3,098,559.85	3,098,559.85	3,098,559.85	0.00	2,671,710.35	2,180,074.35	1,754,108.33	3,220,762.19	0.00
Fornecimento de Adicionais à Refeição	020105	007/12	Lipor	2012	2020	20,000.00	20,000.00	20,000.00	20,000.00	0.00	20,000.00	25,000.00	25,000.00	60,000.00	0.00
Fornecimento de Eletricidade	02020101 *	008/12	Lipor	2012	2020	220,500.00	220,500.00	220,500.00	220,500.00	0.00	220,500.00	220,500.00	220,500.00	661,500.00	0.00
Prestação de Serviços de Formação	020215	009/12	Lipor	2012	2018	30,000.00	30,000.00	30,000.00	30,000.00	0.00	30,000.00	30,000.00	30,000.00	60,000.00	0.00
Prestação de Trabalhos Especializados	020220	011/12	Lipor	2012	2020	649,500.00	649,500.00	649,500.00	649,500.00	0.00	699,500.00	699,500.00	699,500.00	1738,000.00	0.00
Prestação de Serviços de Saúde	020222 *	012/12	Lipor	2012	2020	35,000.00	35,000.00	35,000.00	35,000.00	0.00	35,000.00	35,000.00	35,000.00	35,000.00	0.00
Rendas e Aluguers	0602030501	013/12	Lipor	2012	2020	88,100.00	108,100.00	108,100.00	108,100.00	0.00	88,100.00	88,100.00	88,100.00	108,200.00	20,000.00
Estudos, Pareceres, Projetos e Consultoria	020214	015/12	Lipor	2012	2020	270,000.00	420,000.00	420,000.00	420,000.00	0.00	270,000.00	270,000.00	270,000.00	740,000.00	150,000.00
Transporte e Tratamento de Lixiviados	02022508	016/12	Lipor	2012	2020	37,000.00	52,000.00	52,000.00	52,000.00	0.00	37,000.00	37,000.00	37,000.00	500,000.00	15,000.00
Responsabilidade Social Externa	02022509 *	017/12	Lipor	2012	2020	20,250.00	24,250.00	24,250.00	24,250.00	0.00	25,000.00	35,000.00	35,000.00	37,000.00	4,000.00
Prestação Serviços de Higiene e Limpeza	020202	018/12	Lipor	2012	2020	150,000.00	150,000.00	150,000.00	150,000.00	0.00	150,000.00	150,000.00	150,000.00	300,000.00	0.00
Prestação de Serviços de Telecomunicações	020209 *	019/12	Lipor	2012	2020	86,100.00	86,105.00	86,105.00	86,105.00	0.00	86,100.00	86,100.00	86,100.00	113,700.00	5.00
Fornecimento de Matérias Primas e Subsidiárias	020101	020/12	Lipor	2012	2020	100,000.00	100,000.00	100,000.00	100,000.00	0.00	100,000.00	100,000.00	100,000.00	300,000.00	0.00
Fornecimento de Serviços de Manutenção/ Conservação	020203 *	021/12	Lipor	2012	2020	161,000.00	297,000.00	297,000.00	297,000.00	0.00	161,000.00	161,000.00	161,000.00	423,000.00	136,000.00
Seguros	020212 *	022/12	Lipor	2012	2020	122,000.00	122,000.00	122,000.00	122,000.00	0.00	122,000.00	122,000.00	122,000.00	238,000.00	0.00
Fornecimento de combustíveis e outros fluidos	02010202 *	001/13	Lipor	2013	2020	225,000.00	275,000.00	275,000.00	275,000.00	0.00	225,000.00	225,000.00	225,000.00	430,000.00	50,000.00
Intervenção e ampliação do Aterro Anexo à LIPOR II	07010411	002/13	Lipor	2013	2020	150,000.00	150,000.00	150,000.00	150,000.00	0.00	850,000.00	0.00	0.00	0.00	0.00
Deposição de Cinzas	02022511	001/15	Lipor	2015	2020	1,060,000.00	1,060,000.00	1,060,000.00	1,060,000.00	0.00	1,060,000.00	710,000.00	0.00	0.00	0.00
Promoção da Compostagem Caseira nas habitações e Comunidades	070115 *	001/16	Lipor	2016	2020	91,000.00	196,075.38	196,075.38	196,075.38	0.00	225,598.22	225,598.22	225,598.22	225,598.22	105,075.38
Promoção da Redução do Desperdício Alimentar na Restauração e Cidades	070115	002/16	Lipor	2016	2020	5,000.00	5,000.00	5,000.00	5,000.00	0.00	5,000.00	5,000.00	5,000.00	5,000.00	0.00
Conceção e Desenvolvimento de Estudo Piloto sobre a redução do Desperdício Alimentar na região	070115	003/16	Lipor	2016	2020	7,500.00	7,500.00	7,500.00	7,500.00	0.00	3,125.00	3,125.00	3,125.00	3,125.00	0.00
Promoção de Mercados de 2.ª Mão	011070115*	004/16	Lipor	2016	2020	0.00	0.00	0.00	0.00	0.00	30,812.50	30,812.50	30,812.50	30,812.50	0.00
Promoção do aumento da vida útil dos equipamentos elétricos e eletrónicos (REEE)	07010413	005/16	Lipor	2016	2020	36,900.00	36,900.00	36,900.00	36,900.00	0.00	5,000.00	5,000.00	5,000.00	5,000.00	0.00
Estudo de análise de ciclo de vida aplicado a processos internos	070115	006/16	Lipor	2016	2020	2,500.00	2,500.00	2,500.00	2,500.00	0.00	2,500.00	2,500.00	0.00	0.00	0.00

(a), (c), e (e) Project/action allocation before amendment. * Action includes several sub-actions with different economic codes.



EXPENDITURE															
2016															
PURPOSE	Economic Classification Code	Nr. of Project/ Action	Resp.	Dates		TOTAL		DEFINED FINANCING		FINANCING NOT SPECIFIED	NEXT YEARS				Modification (+/-) (F)=(D)-(C)
				Beg.	End	Current Allocation (A)=(C)+(E)	Corrected Allocation (B)=(D)+(E)	Current Allocation (C)	Corrected Allocation (D)	(E)	2017	2018	2019	Other	
Alargamento e Reforço da Rede de Ecopontos	07011001	007/16	Lipor	2016	2020	265,989.29	265,989.29	147,600.00	147,600.00	118,389.29	265,989.29	265,989.29	265,989.29	265,989.29	0.00
Implementação e expansão de projetos de recolha seletiva PaP da fração Multimaterial (produtores residenciais e não residenciais)	07011001	008/16	Lipor	2016	2020	825,000.00	1,442,550.00	912,550.00	912,550.00	530,000.00	1,630,129.97	1,630,129.97	1,630,129.97	1,630,129.97	617550.00
Implementação e expansão de projetos de recolha seletiva PaP da fração Multimaterial (produtores residenciais e não residenciais) recolha seletiva de RU em eventos	011070115	009/16	Lipor	2016	2020	8,000.00	8,000.00	8,000.00	8,000.00	0.00	8,000.00	8,000.00	8,000.00	8,000.00	0.00
Implementação e expansão de projetos de recolha seletiva PaP da fração orgânica (produtores residenciais e não residenciais)	07011001	010/16	Lipor	2016	2020	317,986.43	317,986.43	45,134.85	45,134.85	272,851.58	317,986.43	317,986.43	317,986.43	317,986.43	0.00
Implementação e expansão de projetos de recolha seletiva de resíduos verdes	07011001	011/16	Lipor	2016	2020	148,019.29	148,019.29	0.00	0.00	148,019.29	148,019.29	148,019.29	148,019.29	148,019.29	0.00
Central de valorização de Escórias	07010411	012/16	Lipor	2016	2020	3,250,000.00	3,250,000.00	0.00	0.00	3,250,000.00	0.00	0.00	0.00	0.00	0.00
Desenvolvimento de Projeto para Valorização de resíduos de Varredura	0701100201	013/16	Lipor	2016	2020	68,333.33	68,333.33	10,000.00	10,000.00	58,333.33	68,333.34	68,333.34	0.00	0.00	0.00
Desenvolvimento e implementação de plataforma de informação geográfica intermunicipal para a gestão de resíduos	011070115*	014/16	Lipor	2016	2020	200,000.00	200,000.00	0.00	0.00	200,000.00	1,589,800.00	1,589,800.00	1,589,800.00	1,589,800.00	0.00
Observatório de Resíduos	070108	015/16	Lipor	2016	2020	500,000.00	500,000.00	0.00	0.00	500,000.00	250,000.00	250,000.00	250,000.00	250,000.00	0.00
Implementação de sistemas PAYT e cálculo de sistema tarifário PAYT	07011001	016/16	Lipor	2016	2020	200,000.00	200,000.00	0.00	0.00	200,000.00	222,874.99	222,874.99	222,874.99	222,874.99	0.00
Otimização do Sistema de Gestão de Resíduos	07010411	017/16	Lipor	2016	2020	225,200.00	225,200.00	0.00	0.00	225,200.00	225,200.00	225,200.00	225,200.00	225,200.00	0.00
Equipamentos de Higiene e Segurança	0701100299	018/16	Lipor	2016	2020	46,519.00	47,119.00	47,119.00	47,119.00	0.00	0.00	0.00	0.00	0.00	600.00
Exploração Centro Triagem		019/16	Lipor	2017	2021	0.00	0.00	0.00	0.00	0.00	2,000,000.00	2,000,000.00	2,000,000.00	4,000,000.00	0.00
Estratégia de Adaptação às Alterações Climáticas	011070115	020/16	Lipor	2017	2020	0.00	0.00	0.00	0.00	0.00	219,675.00	219,700.00	60,550.00	0.00	0.00
TOTAIS						63,873,146.30	73,117,324.79	52,256,781.30	52,256,781.30	20,860,543.49	79,287,519.41	75,285,592.25	73,892,731.12	211,948,396.84	9,244,178.49

(a), (c), e (e) Project/action allocation before amendment. * Action includes several sub-actions with different economic codes.



ENTITY	OBJECT	CONTRACT			APPROVAL OF THE COURT OF AUDITORS		DATE 1ST PAYMENT	PAYMENTS IN MANAGEMENT				ACCUMULATED PAYMENTS				OBS.
		DATE	AMOUNT	AWORD PROCEDURES	No. REGISTER	DATE		REGULAR WORK	PRICIES REVISION	ADDIT. WORKS	TOTAL (12)=(9)+(10)+(11)	TRAB. NORMAIS	PRICIES REVISION	ADDIT. WORKS	TOTAL (16)=(13)+(14)+(15)	
(1)	(2)	(3)	(4)	(5)	(6)	(7)	(8)	(9)	(10)	(11)	(12)	(13)	(14)	(15)	(16)	(17)
Iten Solutions – Sistemas de Informação, SA	Iten solutions – Subscrição de licenciamento para ferramentas colaborativas, de produtividade e de infraestrutura e migração de caixas de email	04-05-2015	114	Concurso Público			10-07-2015	47	0	0	47	94	0	0	94	
Rui Jesus Vicente Ferreira	Prestação de serviços de ginástica laboral e preventiva	29-04-2015	29	Ajuste Direto Geral			10-07-2015	12	0	0	12	18	0	0	18	
Borrego Engenharia Unipessoal, Lda	Prestação de serviços de assessoria técnica às instalações elétricas da LIPOR	24-04-2015	4	Ajuste Direto Geral			04-09-2015	3	0	0	3	3	0	0	3	
LTeixeira & Melo, Lda	L. Teixeira & Melo – Desenvolvimento do projeto comportamentos seguros	27-04-2015	12	Ajuste Direto Geral			04-09-2015	2	0	0	2	15	0	0	15	
Vortal – Comércio eletrónico consultadoria e multimédia, SA	Vortal, SA – aluguer de plataforma eletrónica de contratação pública	15-05-2015	23	Ajuste Direto Regime Geral – Plataforma Eletrónica			29-07-2015	12	0	0	12	17	0	0	17	
Universidade do Porto – Faculdade de Engenharia da Universidade do Porto	Avaliação das cargas admissíveis que podem ser aplicadas sobre a laje elevada da plataforma interior	15-06-2015	3	Ajuste Direto			20-11-2015	2	0	0	2	3	0	0	3	
Orbcom – Equipamentos e Serviços de Informática, Lda	Apoio técnico à infraestrutura de tecnologias de informação da LIPOR	19-06-2015	19	Ajuste Direto Geral			29-07-2015	13	0	0	13	23	0	0	23	
Contambiente – Economia Ambiente e Engenharia, Lda	Ajuste direto para a prestação de serviços de elaboração do estudo do sistema tarifário dos serviços de resíduos urbanos dos municípios	17-06-2015	45	Ajuste Direto Geral			05-10-2015	22	0	0	22	55	0	0	55	
CDViagens Corporate Travel, Lda	Prestação de serviços de viagens internacionais, intercontinentais, estadia, transferes e seguros no âmbito do projeto LIPOR internacional e visitas técnicas da LIPOR	24-07-2015	0	Ajuste Direto Geral			23-09-2015	0	0	0	0	0	0	0	0	
Atlantcare serviços de Saúde, SA	Prestação de serviços de medicina e enfermagem no trabalho e medicina curativa	28-07-2015	37	Ajuste Direto Geral			13-10-2015	12	0	0	12	18	0	0	18	
Cannon Hygiene Portugal, Lda	Aluguer e manutenção de unidades sanitárias automáticas e recolha e tratamento de resíduos hospitalares	24-07-2015	7	Ajuste Direto Geral			13-10-2015	2	0	0	2	4	0	0	4	



ENTITY	OBJECT	CONTRACT			APPROVAL OF THE COURT OF AUDITORS		DATE 1ST PAYMENT	PAYMENTS IN MANAGEMENT				ACCUMULATED PAYMENTS				OBS.
		DATE	AMOUNT	AWORD PROCEDURES	No. REGISTER	DATE		REGULAR WORK	PRICIES REVISION	ADDIT. WORKS	TOTAL (12)=(9)+(10)+(11)	TRAB. NORMAIS	PRICIES REVISION	ADDIT. WORKS	TOTAL (16)=(13)+(14)+(15)	
(1)	(2)	(3)	(4)	(5)	(6)	(7)	(8)	(9)	(10)	(11)	(10)+(11)	(13)	(14)	(15)	(14)+(15)	(17)
IDADE – Instituto do Ambiente e Desenvolvimento	Prestação de serviços de elaboração de estudo de adaptação da LIPOR às alterações climáticas	13-07-2015	14	Ajuste Direto Regime Geral – Plataforma Eletrónica			20-11-2015	12	0	0	12	17	0	0	17	
Enviman – Manutenção de Sistemas Ambientais, Lda	Prestação de serviços de exploração da triagem de embalagens plásticas e metálicas de resíduos de recolha seletiva	17-08-2015	149	Concurso Público			20-11-2015	122	0	0	122	183	0	0	183	
Clece SA – Sucursal em Portugal	Prestação de serviços de higiene e limpeza nas instalações da LIPOR em Baguim do Monte, Ermesinde e Maia	14-09-2015	210	Concurso Público			10-12-2015	114	0	0	114	124	0	0	124	
IMR Instituto de Marketing Research, Lda	Prestação de serviços para a realização de inquéritos presenciais ao setor não residencial no âmbito dos PAPERSU municipais	30-09-2015	14	Concurso Público			26-02-2016	17	0	0	17	17	0	0	17	
Correios de Portugal	Contrato de prestação de serviços postais a crédito.	28-10-2015	4	Ajuste Direto			16-03-2016	2	0	0	2	2	0	0	2	
Ambirumo – Projetos Inovação e Gestão Ambiental, Lda	Elaboração do estudo prévio e peças do procedimento do novo centro de triagem de embalagens da LIPOR	29-10-2015	38	Ajuste Direto Geral			26-02-2016	32	0	0	32	32	0	0	32	
Ambirumo – Projetos Inovação e Gestão Ambiental, Lda	Prestação de serviços de assessoria técnica à elaboração de candidatura ao poseur	29-10-2015	7	Ajuste Direto Geral			16-02-2016	9	0	0	9	9	0	0	9	
Paginas Amarelas, SA	Contrato de publicidade das paginas amarelas internet-crossmedia listas adubos fertilizantes-nutrimais recolha de resíduos-formação academia LIPOR	24-07-2015	5	Ajuste Direto			09-12-2015	5	0	0	5	6	0	0	6	
Kaizen Institute Portugal – Consultoria de Management Unipessoal, Lda	Prestação de serviços de consultoria na área do suporte da implementação de melhoria contínua nas atividades da LIPOR	09-11-2015	20	Ajuste Direto Geral			04-02-2016	20	0	0	20	20	0	0	20	
M t cardoso & cardoso, Lda	Prestação de serviços de revisor oficial de contas	25-11-2015	19	Ajuste Direto Geral			20-01-2016	24	0	0	24	24	0	0	24	
Vodafone Portugal, Comunicações pessoais, SA	Prestação de serviços de comunicação global de voz e transmissão de dados	06-11-2015	85	Concurso Público			07-03-2016	36	0	0	36	36	0	0	36	
Luthisa Lusitana de Tratamentos de Higiéne, Lda	Prestação de serviços de controlo e eliminação de pragas	26-11-2015	23	Ajuste Direto Geral			16-02-2016	9	0	0	9	9	0	0	9	



ENTITY	CONTRACT OBJECT	CONTRACT			APPROVAL OF THE COURT OF AUDITORS		DATE 1ST PAYMENT	PAYMENTS IN MANAGEMENT				ACCUMULATED PAYMENTS				OBS.
		DATE	AMOUNT	AWORD PROCEDURES	No. REGISTER	DATE		REGULAR WORK	PRICIES REVISION	ADDIT. WORKS	TOTAL (12)=(9)+(10)+(11)	TRAB. NORMAIS	PRICIES REVISION	ADDIT. WORKS	TOTAL (16)=(13)+(14)+(15)	
(1)	(2)	(3)	(4)	(5)	(6)	(7)	(8)	(9)	(10)	(11)	(12)	(13)	(14)	(15)	(16)	(17)
Banco BPI, SA	Prestação de serviços de assessoria para elaboração de documentos de suporte às projeções económico-financeiras	09-11-2015	15	Ajuste Direto Geral			19-01-2016	18	0	0	18	18	0	0	18	
Município da Maia	Prestação de serviços de receção e tratamento de águas residuais em ETAR	02-12-2015	15	Ajuste Direto Geral			10-05-2016	6	0	0	6	6	0	0	6	
BioRumo - Consultoria em Ambiente e Sustentabilidade, Lda	Campanha de comunicação e sensibilização para a separação multimaterial e biorresíduos no setor não residencial no âmbito dos PAPERSU municipais	01-01-2016	71	Concurso Público			01-04-2016	67	0	0	67	67	0	0	67	
Jorge Silva Ribeiro, Lda	Prestação de serviços de tornearia mecânica	05-01-2016	14	Ajuste Direto Geral			21-03-2016	6	0	0	6	6	0	0	6	
Cleanstation, SA	Prestação de serviços de manutenção dos equipamentos, reposição dos consumíveis e gestão de stock de produtos de higiene e conforto dos wc's	05-01-2016	25	Ajuste Direto Geral			21-03-2016	8	0	0	8	8	0	0	8	
Additional Ability, Lda	Prestação de serviços de consultoria para a análise, desenvolvimento, acompanhamento e validação de ferramentas de gestão e procedimentos na área de compras, finanças e controlo de gestão	01-02-2016	38	Ajuste Direto Geral			22-02-2016	38	0	0	38	38	0	0	38	
Ilustrenenfar - Consultoria Ambiental, Lda	Prestação de serviços de desenvolvimento de projetos de promoção da prevenção de resíduos orgânicos	19-02-2016	37	Ajuste Direto Geral			21-03-2016	37	0	0	37	37	0	0	37	
Ambirumo projetos inovação e Gestão Ambiental, Lda	Fiscalização da exploração da central de valorização orgânica da LIPOR	19-02-2016	28	Ajuste Direto Geral			18-04-2016	28	0	0	28	28	0	0	28	
Magellan - Associação para a Representação dos Interesses Portugueses no Exterior	Prestação de serviços de consultoria para a busca de oportunidades de financiamento da união europeia no âmbito da estratégia de internacionalização da LIPOR	19-02-2016	17	Ajuste Direto Geral			11-04-2016	10	0	0	10	10	0	0	10	



ENTITY	OBJECT	CONTRACT			APPROVAL OF THE COURT OF AUDITORS		DATE 1ST PAYMENT	PAYMENTS IN MANAGEMENT				ACCUMULATED PAYMENTS				OBS.
		DATE	AMOUNT	AWORD PROCEDURES	No. REGISTER	DATE		REGULAR WORK	PRICIES REVISION	ADDIT. WORKS	TOTAL (12)=(9)+(10)+(11)	TRAB. NORMAIS	PRICIES REVISION	ADDIT. WORKS	TOTAL (16)=(13)+(14)+(15)	
(1)	(2)	(3)	(4)	(5)	(6)	(7)	(8)	(9)	(10)	(11)	(10)+(11)	(13)	(14)	(15)	(14)+(15)	(17)
Ferrovial – Gestão e Manutenção de Empreendimentos, Lda	Prestação de serviços de exploração da triagem de embalagens plásticas e metálicas de resíduos de recolha seletiva	22-02-2016	146	Concurso Público			28-06-2016	146	0	0	146	146	0	0	146	
Setorverde – Manutenção de Espaços Verdes, Lda	Prestação de serviços de manutenção do parque aventura, manutenção do aterro de Laúndos – Póvoa de Varzim, manutenção do aterro de Vila do Conde e manutenção dos acessos à LIPOR II	29-02-2016	67	Ajuste Direto Geral			13-05-2016	61	0	0	61	61	0	0	61	
José Carlos Alves Padilha	Prestação de serviços de carpintaria nos edifícios, infraestruturas e hortas biológicas da LIPOR	08-03-2016	41	Ajuste Direto Geral			04-10-2016	13	0	0	13	13	0	0	13	
Ginfoplan – Sistemas e Tecnologias de Informação, Lda	Prestação de serviços de consultoria informática na área das tecnologias da informação	01-03-2016	28	Ajuste Direto Geral			18-04-2016	29	0	0	29	29	0	0	29	
Carla Patricia dos Santos Pereira	Prestação de serviços de reparação de equipamentos, máquinas e viaturas da LIPOR	03-03-2016	8	Ajuste Direto Geral			27-04-2016	2	0	0	2	2	0	0	2	
Zacarias de Carvalho e Associados Sociedade de Advogados RI	Prestação de serviços de assistência jurídica	01-03-2016	20	Ajuste Direto Geral			01-04-2016	21	0	0	21	21	0	0	21	
Sofia de Oliveira Correia Pêra Fernandes	Prestação de serviços de elaboração do projeto de arquitetura para reformulação de espaço exterior do edifício administrativo da LIPOR	26-02-2016	10	Ajuste Direto Geral			23-05-2016	6	0	0	6	6	0	0	6	
G Hofle, Lda	Prestação de serviços de manutenção preventiva e curativa da prensa principal, prensa de ferrosos, aspiração de filme, abre-sacos e separador balístico	07-03-2016	33	Ajuste Direto Geral			01-06-2016	12	0	0	12	12	0	0	12	
Conversas Simbióticas, Lda	Prestação de serviços de sensibilização, comunicação e formação no âmbito do Terra a terra – Projeto de Compostagem Caseira	04-04-2016	169	Concurso Público			20-04-2016	52	0	0	52	52	0	0	52	
Arbustos rosáceos – Consultoria Ambiental Unipessoal, Lda	Prestação de serviços de promoção da agricultura biológica nas hortas urbanas dos municípios associados da LIPOR	30-03-2016	26	Ajuste Direto Geral			20-04-2016	23	0	0	23	23	0	0	23	



ENTITY	OBJECT	CONTRACT			APPROVAL OF THE COURT OF AUDITORS		DATE 1ST PAYMENT	PAYMENTS IN MANAGEMENT				ACCUMULATED PAYMENTS				OBS.
		DATE	AMOUNT	AWORD PROCEDURES	No. REGISTER	DATE		REGULAR WORK	PRICIES REVISION	ADDIT. WORKS	TOTAL (12)=(9)+(10)+(11)	TRAB. NORMAIS	PRICIES REVISION	ADDIT. WORKS	TOTAL (16)=(13)+(14)+(15)	
(1)	(2)	(3)	(4)	(5)	(6)	(7)	(8)	(9)	(10)	(11)	(10)+(11)	(13)	(14)	(15)	(14)+(15)	(17)
José Luis Teixeira Ribeiro – Const. Terraplanagem Unipessoal, Lda	Prestação de serviços de manutenção e reparação de edifícios e infraestruturas da LIPOR	18-03-2016	30	Ajuste Direto Geral			13-05-2016	24	0	0	24	24	0	0	24	
Associação Universidade Empresa para Desenvolvimento TECMINHO	Assessoria na conceção, planeamento e acompanhamento da implementação de um modelo para a monitorização e gestão da recolha seletiva de resíduos urbanos	15-03-2016	56	Ajuste direto a mais de uma entidade			13-05-2016	23	0	0	23	23	0	0	23	
KPMG & Associados – Sociedade de revisores oficiais de contas, SA	Assessoria contabilística e fiscal relativamente a alteração de associação de municípios para empresa intermunicipal e parecer relativo a aceitação como gasto fiscal das amortizações da central de valorização energética a luz do contrato de exploração	12-04-2016	25	Ajuste Direto Geral			28-06-2016	31	0	0	31	31	0	0	31	
Ambirumo Projetos Inovação e Gestão Ambiental, Lda	Consultoria no âmbito da contratação da operação e manutenção da central de triagem da LIPOR	06-04-2016	33	Ajuste Direto Geral			28-06-2016	32	0	0	32	32	0	0	32	
Telles de Abreu e Associados	Assessoria jurídica no âmbito do contencioso fiscal	12-04-2016	26	Ajuste Direto Geral			03-08-2016	32	0	0	32	32	0	0	32	
Grupnor – Elevadores de Portugal, Lda	Manutenção dos três sistemas de elevação da LIPOR	08-04-2016	3	Ajuste Direto Geral			28-06-2016	1	0	0	1	1	0	0	1	
Pricewaterhousecoopers & Assoc. – Soc. Revisores Oficiais Contas, Lda	Verificação do relatório de sustentabilidade da LIPOR 2015	08-04-2016	14	Ajuste Direto Geral			17-06-2016	16	0	0	16	16	0	0	16	
Regafloor – Paisagismo e Ambiente, Lda	Manutenção dos espaços verdes da LIPOR	01-04-2016	17	Ajuste Direto Geral			19-07-2016	12	0	0	12	12	0	0	12	
Guiatel, SA	Concurso público para a prestação de serviços de transporte de águas residuais do aterro sanitário de Ermesinde para tratamento em ETAR	01-06-2016	87	Concurso Público			28-07-2016	18	0	0	18	18	0	0	18	
Agência de Viagens El Corte Inglés – Porto	Ajuste direto para a prestação de serviços de viagens intercontinentais, estadias, transferes e seguros no âmbito do projeto LIPOR internacional e visitas técnicas da LIPOR	27-05-2016	50	Ajuste Direto Geral			28-07-2016	50	0	0	50	50	0	0	50	



ENTITY	OBJECT	CONTRACT			APPROVAL OF THE COURT OF AUDITORS		DATE 1ST PAYMENT	PAYMENTS IN MANAGEMENT				ACCUMULATED PAYMENTS				OBS.
		DATE	AMOUNT	AWORD PROCEDURES	No. REGISTER	DATE		REGULAR WORK	PRICIES REVISION	ADDIT. WORKS	TOTAL (12)=(9)+(10)+(11)	TRAB. NORMAIS	PRICIES REVISION	ADDIT. WORKS	TOTAL (16)=(13)+(14)+(15)	
(1)	(2)	(3)	(4)	(5)	(6)	(7)	(8)	(9)	(10)	(11)	(10)+(11)	(13)	(14)	(15)	(14)+(15)	(17)
BioRumo - Consultoria em Ambiente e Sustentabilidade, Lda	Concurso público para a realização de uma campanha de comunicação e sensibilização para o terra à terra - projeto de compostagem caseira da LIPOR	30-05-2016	49	Concurso Público			23-11-2016	10	0	0	10	10	0	0	10	
Patrícia Matos - Engenharia Unipessoal, Lda	Prestação de serviços de planeamento, coordenação e fiscalização de obras e outras intervenções de conservação e manutenção preventiva e curativa dos edifícios e infraestruturas da LIPOR	14-06-2016	27	Ajuste Direto Geral			22-08-2016	14	0	0	14	14	0	0	14	
CD Viagens Corporate Travel, Lda	Prestação de serviços de viagens internacionais (Europa comunitária e extra comunitária) estadia, transferes e seguros	30-05-2016	30	Ajuste direto a mais de uma entidade			21-09-2016	6	0	0	6	6	0	0	6	
Parteficaz - Manutenção de Equipamentos Unipessoal, Lda	Prestação de serviços para a recuperação de equipamentos elétricos e eletrónicos (REEE), serviços de manutenção elétrica e eletrónica, formação	01-07-2016	14	Ajuste Direto Geral			22-08-2016	7	0	0	7	7	0	0	7	
Solusel Soc. Lusitana Obras e Empreitadas, Lda	Prestação de serviços de transporte e deposição em aterro de escórias da central de valorização energética da LIPOR	11-07-2016	205	Concurso Público			02-09-2016	138	0	0	138	138	0	0	138	
Citrup - Centro de Resíduos, Lda	Exploração do aterro sanitário anexo a central de valorização energética da LIPOR	25-07-2016	1.714	Concurso Público com Publicidade Internacional	1717-2016	20-09-2016	19-12-2016	205	0	0	205	205	0	0	205	
Orbcom - Equipamentos e Serviços de Informática, Lda	Apoio técnico a infraestrutura de tecnologias de informação da LIPOR	06-07-2016	19	Ajuste Direto Geral			21-09-2016	8	0	0	8	8	0	0	8	
Kaizen Institute Portugal - Consultoria de Management Unipessoal, Lda	Prestação de serviços de auditoria kaizen às diversas áreas da LIPOR e no âmbito do modelo de melhoria contínua	30-05-2016	6	Ajuste Direto Geral			14-10-2016	1	0	0	1	1	0	0	1	
Sair da casca II - Consultoria e Comunicação em Desenvolvimento Sustentável, SA	Ajuste direto para a prestação de serviços de avaliação dos contributos associados à atividade da LIPOR para a sociedade	01-07-2016	15	Ajuste Direto Geral			22-08-2016	15	0	0	15	15	0	0	15	



ENTITY	CONTRACT OBJECT	CONTRACT			APPROVAL OF THE COURT OF AUDITORS		DATE 1ST PAYMENT	PAYMENTS IN MANAGEMENT				ACCUMULATED PAYMENTS				OBS.
		DATE	AMOUNT	AWORD PROCEDURES	No. REGISTER	DATE		REGULAR WORK	PRICIES REVISION	ADDIT. WORKS	TOTAL (12)=(9)+(10)+(11)	TRAB. NORMAIS	PRICIES REVISION	ADDIT. WORKS	TOTAL (16)=(13)+(14)+(15)	
(1)	(2)	(3)	(4)	(5)	(6)	(7)	(8)	(9)	(10)	(11)	(12)	(13)	(14)	(15)	(16)	(17)
Magnetic interactive - Reparação de Veículos Automóveis, Lda	Prestação de serviços de mecânica de máquinas, viaturas e equipamentos da LIPOR	12-07-2016	30	Ajuste Direto Geral			22-08-2016	15	0	0	15	15	0	0	15	
Tecreab - Tecnologias de Reabilitação de Edifícios e estruturas, Lda	Prestação de serviços de reparação do pavimento do terraço no bar da cvo	21-07-2016	8	Ajuste Direto Geral			22-08-2016	8	0	0	8	8	0	0	8	
Paginas Amarelas, SA	Contrato de publicidade das páginas amarelas internet-crossmedia listas adubos fertilizantes-Nutrimais recolha de resíduos - formação Academia LIPOR	25-07-2016	5	Ajuste Direto			27-10-2016	2	0	0	2	2	0	0	2	
Citrup - Centro Integrado de Resíduos, Lda	Prestação de serviços de exploração do aterro sanitário anexo à central de valorização energética da LIPOR	13-07-2016	74	Ajuste Direto Geral			21-09-2016	78	0	0	78	78	0	0	78	
Cachapuz	Contrato de manutenção e assistência técnica referente à manutenção de equipamentos de pesagem manutenção das básculas e balanças	01-08-2016	1	Ajuste Direto			21-09-2016	1	0	0	1	1	0	0	1	
Ambirumo - Projetos Inovação e Gestão Ambiental Lda	Prestação de serviços de elaboração de estudos para a implementação da recolha seletiva porta-a-porta residencial na área da LIPOR (lote 1 a 4)	09-08-2016	120	Concurso Público			14-10-2016	59	0	0	59	59	0	0	59	
Lousaterras - Movimentação de Terras, Lda	Prestação de serviços de remoção e transporte interno de resíduos no aterro sanitário anexo à central de valorização energética da LIPOR	28-07-2016	74	Ajuste Direto Geral			15-11-2016	44	0	0	44	44	0	0	44	
Vieira de Almeida & Associados - Sociedade de Advogados, RL	Prestação de serviços de assessoria jurídica no âmbito do processo de impugnação da decisão da comissão	08-07-2016	14	Ajuste Direto Geral			14-10-2016	17	0	0	17	17	0	0	17	
Carlos Pedro Fernandes - Consultoria em Administração Pública Unipessoal, Lda	Prestação de serviços de consultoria e apoio no âmbito das medidas de política de recrutamento e procedimentos concursais	03-08-2016	36	Ajuste Direto Geral			04-11-2016	4	0	0	4	4	0	0	4	
Cision Portugal - Distribuição informação geral, SA	Prestação de serviços de clipping eletrónico	12-07-2016	6	Ajuste direto a mais de uma entidade			14-10-2016	2	0	0	2	2	0	0	2	



ENTITY	CONTRACT OBJECT	CONTRACT			APPROVAL OF THE COURT OF AUDITORS		DATE 1ST PAYMENT	PAYMENTS IN MANAGEMENT				ACCUMULATED PAYMENTS				OBS.
		DATE	AMOUNT	AWORD PROCEDURES	No. REGISTER	DATE		REGULAR WORK	PRICIES REVISION	ADDIT. WORKS	TOTAL (12)=(9)+(10)+(11)	TRAB. NORMAIS	PRICIES REVISION	ADDIT. WORKS	TOTAL (16)=(13)+(14)+(15)	
(1)	(2)	(3)	(4)	(5)	(6)	(7)	(8)	(9)	(10)	(11)	(12)	(13)	(14)	(15)	(16)	(17)
SPI - Sociedade Portuguesa de Inovação	Prestação de serviços desenvolvimento da estratégia de interação com os bancos multilaterais de desenvolvimento	18-08-2016	9	Ajuste Direto Geral			04-11-2016	6	0	0	6	6	0	0	6	
Vieira de Almeida & Associados - Sociedade de Advogados, RL	Prestação de Serviços de Assessoria no âmbito da eventual alteração ao Modelo Jurídico da Lipo	02-08-2016	74	Ajuste Direto Geral			21-10-2016	78	0	0	78	78	0	0	78	
Garnel Pinho - Representações de Mobiliário de escritório, Lda	Ajuste direto para o fornecimento de mobiliário para o auditório do edifício administrativo da LIPOR	26-08-2016	19	Ajuste Direto Geral			15-11-2016	23	0	0	23	23	0	0	23	
Morais Leitão, Galvão Teles, Soares da Silva Associados	Ajuste direto para a prestação de serviços de natureza jurídica no âmbito da sujeição da LIPOR ao pagamento de IRC	26-07-2016	20	Ajuste Direto Geral			21-09-2016	23	0	0	23	23	0	0	23	
Olimec, unipessoal, Lda	Prestação de serviços de manutenção, reparação e respetivas peças das viaturas pesadas da frota	27-07-2016	15	Ajuste Direto Geral			14-10-2016	2	0	0	2	2	0	0	2	
Enviman - Manutenção de Sistemas ambientais, Lda	Prestação de serviços de exploração da triagem de embalagens plásticas e metálicas de resíduos de recolha seletiva	31-08-2016	165	Concurso Público			15-11-2016	81	0	0	81	81	0	0	81	
Indra Sistemas Portugal SA	Prestação de serviços de melhoria do módulo mygiaf-giaf - módulo formação	08-09-2016	9	10	Ajuste Direto Geral		14-10-2016	11	0	0	11	11	0	0	11	
João Lourenço Lopes Queirós	Prestação de serviços de tarefa para implementação de projetos internacionais em mercados emergentes em modelo de tarefa	01-10-2016	10	Ajuste Direto Geral			15-11-2016	2	0	0	2	2	0	0	2	
Aig Europe Limited - Sucursal em Portugal	Contratação de uma apólice de seguro de responsabilidade ambiental por 3 anos	30-09-2016	30	Ajuste Direto Geral			15-11-2016	10	0	0	10	10	0	0	10	
Tecreab - Tecnologias de Reabilitação de Edifícios e Estruturas, Lda	Empreitada de reparação da cobertura do edifício de visitantes	31-10-2016	11	Ajuste Direto Geral			05-12-2016	3	0	0	3	3	0	0	3	
Marta José Guedes dos Reis Machado Marinho	Ajuste direto para a prestação de serviços na modalidade de avença para a generalização da modalidade de formação e-learning no âmbito da academia LIPOR	25-11-2016	14	Ajuste Direto Geral			09-11-2016	2	0	0	2	2	0	0	2	



ENTITY	OBJECT	CONTRACT			APPROVAL OF THE COURT OF AUDITORS		DATE 1ST PAYMENT	PAYMENTS IN MANAGEMENT				ACCUMULATED PAYMENTS				OBS.
		DATE	AMOUNT	AWORD PROCEDURES	No. REGISTER	DATE		REGULAR WORK	PRICIES REVISION	ADDIT. WORKS	TOTAL (12)=(9)+(10)+(11)	TRAB. NORMAIS	PRICIES REVISION	ADDIT. WORKS	TOTAL (16)=(13)+(14)+(15)	
(1)	(2)	(3)	(4)	(5)	(6)	(7)	(8)	(9)	(10)	(11)	(10)+(11)	(13)	(14)	(15)	(14)+(15)	(17)
Gintegral - Gestão Ambiental, SA	Serviço de transporte e triagem de mistura de materiais	04-10-2016	20	Ajuste Direto Geral			19-12-2016	2	0	0	2	2	0	0	2	
Sgald Automotivo - Sociedade Geral de Comércio de Aluguer de Bens, SA	Ajuste direto para o aluguer operacional de 6 (seis) viaturas de marca Peugeot - 5 viaturas comercial n1 (4 lugares) Peugeot e 1 viatura comercial (3 lugares) Peugeot	10-10-2016	46	Ajuste Direto Geral			07-11-2016	5	0	0	5	5	0	0	5	
PROJETO INVESTIGAÇÃO DESENVOLVIMENTO																
Faculdade de Ciências da Universidade do Porto	Prestação de serviços de investigação e desenvolvimento (i&d) em sistemas termoelétricos para aproveitamento de energia térmica em energia elétrica	12-05-2015	10	Ajuste Direto Geral			29-07-2015	6	0	0	6	12	0	0	12	
PROTOCOLO																
Município da Póvoa de Varzim	Protocolo do centro ambiental de Laúndos, légua da povoia-expropriação de terreno	13-07-2011	771	Ajuste Direto			01-06-2011	14	0	0	14	385	0	0	385	
ADISA - Assoc. para o Desenvolvimento do Instituto Superior de Agronomia	Protocolo entre a LIPOR e a ISA-ADISA para o estudo do efeito da operação de granulação nas características de qualidade do composto granulado produzido na CVO	17-05-2013	9	Ajuste Direto Geral			26-07-2013	8	0	0	8	11	0	0	11	
Weboom - Unipessoal, Lda	Protocolo de Cooperação no âmbito dos Green Project Awards 2015	30-03-2015	13	Ajuste Direto Geral			21-04-2016	15	0	0	15	15	0	0	15	
Semente - Associação de Voluntários da LIPOR	Protocolo de colaboração entre a LIPOR e a semente, no âmbito das atividades de voluntariado, da solidariedade e do apoio social desenvolvidos	18-01-2016	14	Ajuste Direto Geral			26-02-2016	14	0	0	14	14	0	0	14	
Weboom - Unipessoal, Lda	Protocolo de cooperação celebrado com a GCI no âmbito do Green Project Awards Portugal 2016.	04-04-2016	13	Ajuste Direto			23-05-2016	15	0	0	15	15	0	0	15	
Fábrica da Igreja Paroquial de Laúndos	Apoio a atividades musicais, evento "Laúndos em movimento", bem como às atuações do coro "Manuel Giesteira". Empenhar-se na divulgação e acompanhamento das diversas atividades desenvolvidas pela FIPL	07-04-2016	25	Ajuste Direto			02-06-2016	25	0	0	25	25	0	0	25	



ENTITY (1)	OBJECT (2)	CONTRACT			APPROVAL OF THE COURT OF AUDITORS		DATE 1ST PAYMENT (8)	PAYMENTS IN MANAGEMENT				ACCUMULATED PAYMENTS				OBS. (17)
		DATE (3)	AMOUNT (4)	AWORD PROCEDURES (5)	No. REGISTER (6)	DATE (7)		REGULAR WORK (9)	PRICIES REVISION (10)	ADDIT. WORKS (11)	TOTAL (12)=(9)+(10)+(11)	TRAB. NORMAIS (13)	PRICIES REVISION (14)	ADDIT. WORKS (15)	TOTAL (16)=(13)+(14)+(15)	
Semente - Associação de Voluntários da LIPOR	Protocolo de colaboração entre a LIPOR e a semente, no âmbito das atividades de voluntariado, da solidariedade e do apoio social desenvolvidos	23-05-2016	15	Ajuste Direto Geral			19-07-2016	15	0	0	15	15	0	0	15	
APAEJIL - Associação de Pais e Amigos das Escolas e Jardins de Infância de Laúndos	Colaboração entre a LIPOR e a APAEJIL no âmbito das atividades desenvolvidas por esta associação no apoio às crianças e jovens da freguesia de Laúndos	12-09-2016	15	Ajuste Direto			14-10-2016	8	0	0	8	8	0	0	8	
COTEC Portugal - Associação Empresarial para a Inovação	Protocolo de Cooperação 13.º Encontro Nacional de Inovação COTEC 2016	07-11-2016	25	Ajuste Direto			15-12-2016	31	0	0	31	31	0	0	31	
TOTAIS			411,055					29,325	-2	0	29,323	279,097	3,508	0	282,605	



8.3.4.4. CURRENT TRANSFERS | 2016 | UNIT: EUROS

LEGAL PROVISIONS	DONOR	BUDGETED TRANSFERS	OBTAINED TRANSFERS	OBS.
Reimbursement Job Centre – Occupational Program	Institute of Employment and Professional Training	0.00	4,356.74	
TOTALS		0.00	4,356.74	

8.3.4.5. CAPITAL TRANSFERS | 2016 | UNIT: EUROS

LEGAL PROVISIONS	DONOR	BUDGETED TRANSFERS	OBTAINED TRANSFERS	OBS.
The regular budget of LIPOR	Municipalities	6,557,584.00	6,985,850.19	a)
Closed Investment Special Fund	Banco Privado Português	4,380,757.43	4,844,846.11	
TOTALS		10,938,341.43	11,830,696.30	

a) Values include charges for capital transfers from previous years

8.3.4.6. SUBSIDIES OBTAINED | 2016 | UNIT: EUROS

LEGAL PROVISIONS	DONOR	PURPOSE	ESTIMATED SUBSIDIES	RECEIVED SUBSIDIES	OBS.
Private agreement	Sociedade Ponto Verde	Environmental Awareness	0.00	5,845.58	
SPP Building	LNEG	Sustainable procurement	0.00	21,597.64	
TOTALS			0.00	27,443.22	



8.3.6. DEBTS LOANS | 2016 | UNIT: EUROS

CHARACTERIZATION OF THE LOAN	APROV. DATE BY IA	CONTRACT DATE	APPROVAL C.A.		PURPOSE OF THE LOAN	CREDIT ENTITY	CAPITAL (EUR)		INTEREST RATE		TERM OF CONTRACT	YEARS ELAPSED	CHARGES YEAR (EUR)			ACCUMULATED AMORT.	CAPITAL DEBT
			No. REG.	DATE			CONTRACTED	USED	BEG.	ACT.			AMORT.	INTEREST	J. MORA		
MEDIUM LONG TERM	20-11-96	20-12-96	91931-96	29-11-96	Incineration Plant LIPOR II Construction (I-a)	B.E.I.	39,903,831.78	7,481,968.46	6.35	18	18	0.00	0.00	0	39,903,831.78	0.00	
								7,481,968.46	4.8								
								7,481,968.46	4.53								
								7,481,968.46	6.08								
								4,987,978.97	4.85								
							4,987,978.97	2.85									
MEDIUM LONG TERM	16-12-98	17-06-99	11162-99	13-09-99	Incineration Plant LIPOR II Construction (I-a)	B.E.I.	45,390,608.63	10,000,000.00	5.82	19	17	8,860,000.00	1,179,324.63	0	29,676,225.62	15,714,383.01	
								10,000,000.00	3.82								
								10,000,000.00	5.83								
								10,000,000.00	3.83								
								2,944,703.73	5.1								
							2,445,904.90	3.1									
MEDIUM LONG TERM	20-06-02	11-12-02	3437-02	05-02-03	Composting Plant LIPOR II Construction (I-b)	B.E.I.	35,000,000.00	5,000,000.00	4.48	19	14	30,000.00	1,301,082.81	0	5,331,693.41	29,668,306.59	
								15,000,000.00	4.13								
								15,000,000.00	4.78								
MEDIUM LONG TERM	20-06-02	30-03-06	3627-08	28-07-08	Composting Plant LIPOR II Construction (I-b)	B.E.I.	18,000,000.00	18,000,000.00	5.02	16	8	10,000.00	618,152.40	0	30,000.00	17,970,000.00	
TOTAL							138,294,440.41	138,294,440.41				8,900,000.00	3,098,559.84	0	74,941,750.81	63,352,689.60	

(I-a) Loans contracted until 31.12.2001 for implementation of projects reimbursed by EU funds (Article 32 of Law n.º 42/98 as amended by Article 28 of LOE/2000)

(I-b) Loans contracted in 2002 to implement projects reimbursed by EU funds (al. c) of Article 7. Of Law no. 16-A/2002, 31 May - 1st amendment to LOE/2002)



8.3.6.2. DEBTS TO THIRD PARTIES | 2016 | UNIT: EUROS

SUPPLIER	DEBT AT 1ST OF JANUARY	DEBT AT 31ST DECEMBER	OBS.
SHORT TERM			
A Activideo – Atividades vídeo e fotografia, Lda	397.50	0.00	
A Barbosa e Filhos, Lda	6,740.40	0.00	
A Super 2000 – MaquinaSAutomáticas de bebidas, SA	2,538.92	2,317.86	
A Voz da Póvoa – Comunicação Social, Lda	479.70	295.20	
AdG – Águas de Gondomar, SA	893.05	615.35	
ADISA – Assoc. para o Desenvolvimento do Instituto Superior de Agronomia	7,525.57	0.00	
Agência Portuguesa do Ambiente IP	28.14	0.00	
Agrupamento de Escolas de Valbom	300.00	0.00	
Alfredo Vieira da Silva, Lda	0.00	88.14	
Ambirumo – Projectos Inovação e Gestão Ambiental, Lda	61,645.14	93,915.42	
Amplitude Net	0.00	860.1	
Aníbal Santos & Rodrigues, Lda	0.00	440.38	
António Castilho & Associados Consultores, Lda	2,952.00	4,040.55	
António Costa Almeida, Lda	0.00	37,700.00	
António de Oliveira Cardoso	1,217.70	0.00	
António Manuel Pereira de Carvalho	348.28	0.00	
APAEJIL – Associação de Pais e Amigos das Escolas e Jardins de Infância de Laúndos	6.750.00	0.00	
APCER – Associação Portuguesa de Certificação	3.943.20	2,447.70	
APEMETA – Associação Portuguesa de Empresas de Tecnologias Ambientais	0.00	1,120.84	
APH – Artigos de Provisionamento Hospitalar, Lda	92.78	0.00	
Apoio XXI – Centro de Apoio Psico-pedagógico, Lda	0.00	2,366.52	
APPACDM de Matosinhos	0.00	125.00	
APQ – Associação Portuguesa para a Qualidade	0.00	273.00	
Ar e Som – Consultoria e Engenharia Ambiental, Lda	1,291.50	1,291.50	
Artarvores – Viveiros Lda	0.00	792.88	
Associação de Voleibol do Porto	384.00	450.00	
Associação Humanitária dos Bombeiros Voluntários de Baltar	400	0.00	
Associação Universidade Empresa para Desenvolvimento – TECMINHO	0.00	2,870.00	
Associação para o Estudo e Proteção do Gado	956.00	0.00	
Associação Porto Business School (PBS) – Universidade do Porto	4,536.24	0.00	
Atlanticare – Serviços de Saúde SA	270.00	0.00	
Auto Pneus Cerqueira, Lda	0.00	2,408.28	
Auto Sueco Lda	308.43	0.00	
Autofrigo, Poliésteres Industriais, Lda	0.00	6,143.85	
AV – Águas de Valongo SA	510.02	379.62	
Azulzen – Desenvolvimento Web e Design Lda	0.00	375.03	
B l a sport – Comércio equipamentos desportivos I	472.88	0.00	
B Mais Balonas Comunicação, Lda	5,998.71	0.00	
Banco BPI, SA	18,450.00	0.00	
Bandague Soc. Recauchutagem Pneus a frio, SA	1,550.02	1,245.99	
Barboflex – Tubos Flexíveis e Terminais, Lda	0.00	16.38	
Barbosa Oliveira & CIA, Lda	2,460.00	405.90	
BCM – Bricolage, SA	0.00	1.59	
Bernardino Joaquim e Silva – Ar Condicionado Aquecimento e Sanitário, Lda	1,865.26	857.93	
Bike Service – Eventos Desportivos Unipessoal	0.00	1845	
BioRumo – Consultoria em Ambiente e Sustentabilidade, Lda	1500	25,592.14	



SUPPLIER	DEBT AT 1ST OF JANUARY	DEBT AT 31ST DECEMBER	OBS.
Bi-Silque – Produtos de Comunicação Visual SA	0.00	42.44	
BI4ALL – Consultores de Gestão, Lda	3,517.80	77,216.30	
Bompiso – Comércio de Pneus, SA	15,631.31	123.00	
Borrego Engenharia Unipessoal, Lda	848.70	0.00	
BWS Consulting Unipessoal, Lda	0.00	2,484.60	
CS – O Matosinhense Comunicação Social, Lda	615.00	0.00	
Caetano Auto, SA	500.00	0.00	
Campos e Maia, Lda	1,476.00	1,020.90	
Canal 5 – Radiodifusão e Gestão de Meios Publicitar, Lda	0.00	276.75	
Carla Patrícia dos Santos Pereira	0.00	402.94	
Carlos Pedro Fernandes – Consultoria em Administração Pública Unipessoal, Lda	0.00	1230	
CDViagens Corporate Travel, Lda	4,681.73	10.694.66	
CEJUR – Centro de Estudos Jurídicos do Minho	80.00	140.00	
Cempalavras Comunicação Empresarial, Lda	1,230.00	1,230.00	
Cenertec Centro Energia e Tecnologia, Lda	0.00	4,305.00	
Centro Hospitalar do Porto – EPE	20.60	0.00	
Centro Literário Marinho, Lda	1,038.80	0.00	
Centro Social de Ermesinde	0.00	221.40	
Cevel – Carvalho e Vedor, Engenharia, Lda	0.00	922.50	
Cimertex Soc. Máquinas e equipamentos SARL	0.00	984.89	
Cision Portugal – Distribuição Informação Geral SA	0.00	1,230.00	
CITRUP – Centro Integrado de Resíduos Lda	190,958.54	64,856.30	
Citylodge – Sociedade de Investimentos e Gestão de Hotéis, Lda	5,522.21	0.00	
Cleanstation SA	897.59	844.57	
Clece SA	0.00	19,167.64	
CMC – Máquinas e Reparações, Lda	833.99	391.63	
Combinação dos Sentidos – Restauração e Catering, Unipessoal, Lda	6593.6	0.00	
Contambiente – Economia Ambiente e Engenharia, Lda	5092.2	0.00	
Cosmos Viagens e Turismo, SA	503.30	0.00	
Creditex Aluguer Equipamentos, SA	4,907.22	0.00	
Cristina Santos & Bruno Costa, Lda	142.35	102.90	
CTT Correios de Portugal, SA	621.17	536.68	
Cuca Macuca – Associação de Desenvolvimento Integrado	369	0.00	
Cudell – Engenharia & Serviços, SA	132.51	0.00	
Daniel Gonçalves Gomes	360.25	206.50	
Definir Conceitos Reparação e Comércio de Automóveis, Lda	0.00	1,747.42	
Direção geral de Alimentação Veterinária	0.00	412.38	
Direção Geral de Energia	300.00	0.00	
DOMP – Desenvolvimento Organizacional Marketing Publicidade, SA	2,296.8	2,296.8	
DPM – Tratamento de Águas e Ar Ambiente, Lda	771.21	4,698.6	
Ecoreason – Business Consulting, Unipessoal, Lda	8,286.56	0.00	
Edições Linear Cooperativa Editorial CRL	953.25	768.75	
EDP Comercial – Comercialização de Energia, SA	6,737.50	0.00	
EDP Distribuição – Energia, SA	20.16	0.00	
EDP Gas – Serviço Universal, SA	55.09	0.00	
EDP Serviço Universal, SA	21,562.39	4,676.09	
Eduardo Pinto Soares	2,361.60	0.00	
EFACEC – Energia, Máquinas e Equipamentos Eléctricos, SA	5,675.22	0.00	



SUPPLIER	DEBT AT 1ST OF JANUARY	DEBT AT 31ST DECEMBER	OBS.
EGEO – Tecnologia e Ambiente, SA	0.00	248.17	
EGI – Energie Generation Industrie, Lda	904.96	188.17	
Elisabete Pinto – Terapias de Reabilitação Unipessoal, Lda	562.4	0.00	
EMPES – Empresa de Publicidade de Espinho, Lda	799.5	369	
Empizinhos Peças e Assistência de Empilhadores, Lda	738.00	2,140.20	
Engie – Energias Novas, Geração Renovável, Inova Eficiência Energética, SA.	5,293.27	10,517.88	
Enviman – Manutenção de Sistemas Ambientais Lda	30.444.96	88,954.21	
Equistruere – Equipamentos Audio Visuais, Lda	0.00	774.90	
Essência Completa – Marketing, Comunicação e Media, Lda.	1230	0.00	
Etap Schreder – Iluminação Interior, Lda	2,851.63	0.00	
Eurofiltros – Auto Acessórios, Lda	1,066.33	621.98	
Europcar Internacional – Aluguer de Automóveis	3.69	0.00	
Extinvale – Segurança contra incêndios Lda	1,698.07	21,509.09	
Extriplas – Reciclagem, Recuperação, Fabrico Prod. Plástico, Lda	946.49	0.00	
Farprotec – Comércio de Uniformes e Equipamentos Proteção Individual, Lda	1,845.64	0.00	
Ferrovial Serviços, SA	0.00	1,734.66	
Frederico e Amorim, Lda	0.00	2,420.28	
Fritecnil Climatização e Frio, Lda	1,869.60	0.00	
Frutas Avelino Sociedade Unipessoal, Lda	173.96	147.34	
Frutas Silva Comercio Frutas, Lda	137.77	18.00	
Fundação Dom Cabral	500.00	500.00	
Fundación para la Economía Circular	5,929.00	0.00	
G Hofle, Lda	2,199.86	5,876.76	
Galp Power, SA	13,837.39	49,827.67	
Gam Portugal – Aluguer de Equipamentos, Lda.	369.00	369.00	
Garnel Pinho Representações Mobiliário Escritório, Lda	0.00	8,566.95	
Germano Lopes e CIA, Lda	166.05	481.62	
Gigatel Serviços e Equipamentos, Lda	10,330.71	13,590.58	
Ginfoplan Sistemas e Tecnologias de Informática Unipessoal, Lda	3,739.20	2,921.25	
Gintegral – Gestão Ambiental, SA	0.00	2,939.18	
Global Notícias – Media Group, SA	0.00	1,845.00	
Global Noticias Publicações, SA	5,535.00	0.00	
Gravocril Placas e Gravuras, Lda	721.40	0.00	
Grupnor – Elevadores de Portugal, Lda	1,562.10	1,359.15	
Grupo Vendap, SA	379.92	710.04	
Guedal Produtos Químicos Unipessoal, Lda	0.00	1,057.19	
Guedes – Alves & Pacheco, Lda	0.00	2,029.27	
Guiatel Serviços de Telecomunicações, SA	0.00	7,608.15	
H B C II Peças Auto, Lda	0.00	602.70	
HPAV – Hospital Privado de Alfena, SA	398.16	56.88	
Hidurbe – Gestão de Resíduos, SA	442,143.29	423,917.19	
High Play Consultores – Unipessoal, Lda	13,441.94	0.00	
Higiarb – Produtos de Higiene, Lda	700.11	0.00	
Leme Indústria Eletromecânica Motores, Lda	156.21	266.91	
IGAP- Instituto de Gestão e Administração Pública	0.00	500.00	
Ilustrepagina Unipessoal, Lda	98.40	369.00	
IMR – Instituto de Marketing Research, Lda	17,220.00	0.00	



SUPPLIER	DEBT AT 1 ST OF JANUARY	DEBT AT 31 ST DECEMBER	OBS.
INCM Imprensa Nacional – Casa da Moeda, SA	276.00	276.00	
Indaqua Matosinhos – Gestão de Águas de Matosinhos, SA	330.62	4,785.42	
Inegi – Instituto de Engenharia Mecânica e Gestão Industrial	3,542.40	2,091.00	
Inspire Design e Comunicação, Lda	311.66	0.00	
Instituto do Ambiente e Desenvolvimento – IDAD	22,809.67	17,735.92	
Instituto Padre António Vieira	4,500.00	0.00	
Instituto Politécnico de Beja	0.00	20.00	
Instituto Soldadura e Qualidade	1,871.94	3,542.40	
Iten Solutions – Sistemas de Informação, SA	3,075.00	0.00	
João Afonso Trigo Germano	968.00	968.00	
Joao Hermenegildo Sousa e Filhos, Lda	0.00	39.43	
João Moreira Dias	917.76	917.76	
Joaquim Costa Ferreira e Filhos, Lda	150.00	150.00	
Joaquim Fernando do Couto Vieira	0.00	499.38	
Jorge & Sandra Estamparia Jorsan, Lda	492.00	0.00	
Jorge Silva Ribeiro, Lda	1,605.15	504.30	
José Antonio Moreira Ribeiro	0.00	210.15	
José Barros Veloso, Lda	0.00	151.91	
José Carlos Alves Padilha	8,062.65	1,340.70	
José ferreira silva & Alexandre, Lda	3,196.37	6,914.79	
José Luis Teixeira Ribeiro Construção e Terraplanagem Unipessoal, Lda	5,902.40	6,308.50	
JVCALVES Produtos Siderúrgicos, SA	1,405.00	89.13	
Kaizen Institute Portugal – Consultoria Management Unipessoal, Lda	11,202.84	0.00	
Konica Minolta Business Solutions Portugal Unipessoal, Lda	0.00	10,982.75	
L Teixeira & Melo, Lda	5,541.75	0.00	
Listopsis Norte – Tecnologias de Informação SA	2,127.03	0.00	
Litografia Coimbra, SA	0.00	5,943.85	
Logominds Unipessoal, Lda	196.02	196.02	
Longa vida Industrias Lacteas, SA	764.26	1,094.75	
Lourival Soc. Comercialização de Filtros Peças e Equipamentos Auto, Lda	167.90	356.09	
LTM Consultoria, Lda	0.00	3,517.80	
Luso HIGIN – Produtos de Higiene Industrial, Lda	388.19	388.19	
Luthisa Lusitana de Tratamentos de Higiene, Lda	1,539.34	2,070.11	
Mab – Artigos de Papelaria, Lda	0.00	270.60	
Magellan – Associação para a Representação dos Interesses Portugueses no Exterior	0.00	1,131.60	
Manitou Portugal SA	2,746.64	2,156.77	
Manuel Alberto Fernandes da Silva	23,194.57	0.00	
Maria Adelina de Oliveira Moreira	180.00	240.00	
Maria Arminda Alves de Sousa Pereira da Silva	3,148.72	1,422.50	
Maria de Fátima Nunes Fonseca & filhos, Lda	3,216.90	4,697.78	
Marsil – Artes Gráficas, Lda	4,033.42	0.00	
MBA – Marketing e Brindes, Lda	196.80	538.49	
MDS – Corretor de Seguros, SA	106.15	106.09	
Meio a Meio – Gestão e Planeamento, Lda	6,124.81	6,124.81	
Mente Irreverente Unipessoal, Lda	430.50	0.00	
MEO – Serviços de Comunicações e Multimédia, SA	12.34	12.34	
MEWA Servicio Textil SL	0.00	266.50	
Motojardim Equipamentos e Jardins, Lda	220.48	203.97	



SUPPLIER	DEBT AT 1ST OF JANUARY	DEBT AT 31ST DECEMBER	OBS.
Movicontrol, SA	210.58	1,946.61	
Multiorthos, Lda	1,160.00	0.00	
Município da Maia	0.00	2,385.60	
Mystery Talents Unipessoal, Lda	1,845.00	0.00	
Não usar – Clece SA – Sucursal em Portugal	18,525.12	0.00	
Não usar – Sounete Fábrica Aprestos Metálicos, Lda	747.90	0.00	
Nascente Coop. Ação Cultural CRL	338.25	338.25	
NoSAqui – Palavras e Letras, Lda	0.00	246.00	
NOS Comunicações, SA	1,999.08	1,999.08	
Nova Bicineves, Lda	299.00	0.00	
Nrnotas – Material elétrico, Lda	1,024.47	0.00	
Olimec Unipessoal, Lda	0.00	9,127.29	
Oliveira Monteiro e Soares, SA	798.53	209.42	
Onitecom – Infocomunicações, SA	2,838.37	0.00	
Opal Publicidade, SA	13,903.84	6,683.33	
Optimizer – Serviços e Consultoria Informática, Lda	5,375.10	0.00	
Orbcom – Equipamentos e Serviços de Informática, Lda	8,303.73	8,271.18	
Organigráfica Artes gráficas, Lda	0.00	215.25	
OVO Solutions – Soluções Ambientais, SA	0.00	62,898.03	
P A Residel Otimização Energética de Resíduos SA	13,451.26	7,239.49	
P M G Psicologia e Multigestão, Lda	2,917.97	2,917.97	
Páginas Amarelas, SA	1,023.43	511.72	
Paris, Morais & Morais, Lda	332.10	0.00	
Pedrosa Amado Unipessoal, Lda	980.00	0.00	
Pesarama Unipessoal, Lda	741.69	0.00	
Petroassist – Engenharia e Serviços, SA	44.85	258.87	
Petróleos Portugal Petrogal, SA	2,134.62	0.00	
Play Planet – Mobiliário Urbano Construção e Paisagismo, Lda	615	615	
Podium d'Emoções, Lda	0.00	184.5	
Ponto de Venda – Merchandising e Promoções,, Lda	0.00	6,045.45	
Ponto Verde Serviços, Lda	1,217.70	0.00	
Praxair Portugal Gases SA	0.00	346.79	
Pricewaterhousecoopers & Associados – Sociedade de Revisores Oficiais de Contas, Lda	0.00	833.94	
Profundacor Unipessoal, Lda	47	0.00	
Promec – Serviços de Assistência, Lda	2,956.34	2,956.35	
Pros-avos Unipessoal, Lda	654.55	0.00	
Provaredonda, Lda	4,315.35	0.00	
Público Comunicação Social, SA	768.60	984.00	
Publireferência Unipessoal, Lda	922.50	492.00	
QA Publicidade, Lda	639.60	0.00	
Quadrados e pregas – Unipessoal, Lda	0.00	1,008.00	
Quickinstant Unipessoal, Lda	3,442.18	0.00	
Raúl César Ferreira Herdeira, SA	1,092.26	1,254.60	
Reabcare – Produtos de Apoio, Lda	2,354.18	0.00	
Regafflor Paisagismo e Ambiente, Lda	3,441.54	3,441.54	
Repórter Artes gráficas, Lda	430.50	0.00	
Repsol Portuguesa, SA	52,197.14	28,089.09	
Ribasaco Comércio de Embalagens, Lda	1,230.00	0.00	



SUPPLIER	DEBT AT 1ST OF JANUARY	DEBT AT 31ST DECEMBER	OBS.
Rolamentos Ponte Pedra, Lda	6,121.94	2,178.83	
Roso Global Trade Pro Co., limited	375.00	0.00	
Roteiro das Letras – Unipessoal, Lda	738.00	0.00	
Rui Jesus Vicente Ferreira	985.23	985.23	
Safemobility – Transformação de Veículos Especiais Unipessoal, Lda	179.33	0.00	
Sair da casca II – Consultoria e comunicação em desenvolvimento Sustentável SA	0.00	3,690.00	
Searasoft – Desenvolvimento de Software, Sociedade Unipessoal, Lda	233.82	2,342.90	
Sectorverde – Manutenção de Espaços Verdes, Lda	13,795.44	13,795.44	
Semente – Associação de Voluntários da LIPOR	270.00	600.00	
Serviços Municipalizados de Águas e Saneamento Maia	2,704.55	3,437.37	
Silvex Indústria de Plásticos e Papéis, SA	16,744.33	0.00	
Sintimex Soc. Internacional Importações e Exportações, Lda	12,838.28	11,633.37	
Siro – Leal & Soares, SA	0.00	1,058.30	
Sistavac, SA	0.00	12,300.00	
Smart Aqua – Eficiência Hídrica, Lda	363.91	0.00	
Sobeber Unipessoal, Lda.	431.37	471.84	
Sociedade Ponto Verde – Sociedade Gestora de Resíduos de Embalagens, SA	1,341.81	1,279.37	
Solusel Soc. Lusitana Obras e Empreitadas, Lda	69,081.03	29,036.65	
Sounete Internacional, SA	0.00	492.00	
SP Sinorplásticos, Lda	2,248.34	0.00	
Spars Segurança e Higiene no Trabalho, Lda	1,540.94	0.00	
SPI – Sociedade Portuguesa de Inovação	0.00	5,535.00	
SSI Schäfer shop gmbh	234.15	584.50	
Staples Portugal – Equipamento de Escritório SA	1,340.78	1,135.96	
Strong – Segurança, SA	29,215.36	16,657.48	
Suma Matosinhos – Serviços Urbanos e Meio Ambiente SA	833.08	19,344.00	
Suma – Serviços Urbanos e Meio Ambiente, SA	0.00	33,818.85	
Susana Leão Machado Design Unipessoal, Lda	307.50	430.50	
Sustentepopeia Unipessoal, Lda	1,273.05	0.00	
TBP Consultoria e Gestão de Arquivo, Lda	918.62	857.87	
Tech Plaza – Comércio e Serviços de Tecnologia, Lda	0.01	0.00	
Tecmaia – Parque de Ciência e Tecnologia da Maia	1,205.40	0.00	
Tecreab – Tecnologias de Reabilitação de Edifício Estruturas, Lda	0.00	2,210.00	
Tempestade Luminosa – Instalações Elétricas, Unipessoal, Lda	0.00	750.30	
TIP Transportes Intermodais do Porto ACE	689.80	471.20	
Tipsal Técnicas Industriais Proteção e segurança, Lda	185.05	0.00	
TNL – Sociedade de Equipamentos Ecológicos e Sistemas Ambientais, Lda	24,878.16	2,843.22	
Tomás de Oliveira Empreiteiros, SA	78,359.93	78,359.93	
Transportes Manuel Vale & Filhos, Lda	0.00	1,389.90	
Transportes Presunção, Lda	1,020.90	0.00	
Uniarte Gráfica, SA	1,635.90	0.00	
V Coutinho SA	0.00	657.31	
Veolia Energy Internacional – Sucursal em Portugal	4,855,599.21	4,322,301.34	
Via Verde Portugal – Gestão de Sistemas Eletrónicos de Cobrança, SA	0.00	1.55	
Viagens El Corte Inglés SA	249.34	365.03	
Vianas, SA	4,719.53	2,663.07	
Vida Económica Editorial SA	0.00	230.00	
Vileiro – Comunicação, Lda	369.00	246.00	



SUPPLIER	DEBT AT 1 ST OF JANUARY	DEBT AT 31 ST DECEMBER	OBS.
Vivacidade – Sociedade de Comunicação Social SA	707.25	332.10	
Vodafone Portugal – Comunicações Pessoais SA	5,977.81	6,204.35	
Volta – Branding & Design Studio, Lda	5,656.87	8,108.16	
Vortal – Comercio Eletrónico Consultadoria e Multimédia SA	5,781.16	5,781.15	
Weboom – Unipessoal, Lda	7,687.50	0.00	
Wurth Portugal Técnica Montagem, Lda	1,042.28	0.00	
Zacarias de Carvalho e Associados Sociedade de Advogados RI	2,091.00	0.00	
16 Irmãos Máquinas e Equipamentos, Lda	1,235.54	0.00	
SHORT TERM TOTAL	6,420,930.77	5,879,107.77	
REPORT OVERALL	6,420,930.77	5,879,107.77	

FINAL CONSIDERATIONS

The omitted items are not applicable.

Baguim do Monte, 20th of March 2017

THE ACCOUNTANT



(Vítor Oliveira)





I COOPERATE WITH LIPOR'S SERVICES FOR ABOUT TEN YEARS, MAINLY IN THE AREAS OF ACCOUNTING AND FINANCIAL AND ACCOUNTING ORGANISATION. DURING THESE TEN YEARS, I'VE HAD AND STILL HAVE THE CHANCE TO WORK WITH FRIENDLY, COMMITTED AND PROFESSIONAL LIPOR EMPLOYEES, ALWAYS ENABLING A TRULY FRIENDLY AND PLEASANT COLLABORATION. IN MY PROFESSIONAL CONTEXT, THESE ARE UNIQUE AND EXEMPLARY CHARACTERISTICS.

TEIXEIRA CARDOSO · STATUTORY AUDITOR

STATUTORY AUDIT AND AUDITOR'S REPORT



MANUEL TEIXEIRA CARDOSO
 Statutory Auditor
STATUTORY AUDIT AND AUDITOR'S REPORT

Opinion

I've audited the attached financial statements of **LIPOR – Serviço Intermunicipalizado de Gestão de Resíduos do Grande Porto**, which include the balance sheet at 31 December 2016, showing a total of 199,865,348.43 euros and total assets (equity capital) amounting to 50,770,999.95 euros, including a net income of 3,161,994.48 euros, the profit and loss account according to nature, the statement of comprehensive income, the statement of changes in assets (equity capital) and the cash flow statement pertaining to the year ended on that date, and the notes attached to the financial statements, which include a summary of significant accounting policies.

In my opinion, the attached financial statements give a true and fair view, in all material aspects, of the financial position of **LIPOR – Serviço Intermunicipalizado de Gestão de Resíduos do Grande Porto** as at 31 December 2016, and of its financial performance and cash flows pertaining to the year ended on that date, in accordance with the Accounting and Financial Reporting Standards adopted in Portugal through POICAL (Official Accounting Plan for Local Government).

Bases of opinion

My audit was performed in accordance with the International Standards on Auditing (ISA) and other standards and technical and ethical guidelines of the Portuguese Institute of Statutory Auditors (Ordem dos Revisores Oficiais de Contas). My responsibilities under these standards are described in section "Auditor's responsibilities for the audit of the financial statements" below. I am independent of the Entity, in accordance with the law, and have fulfilled the other ethical requirements, in accordance with the code of ethics of the Portuguese Institute of Statutory Auditors.

I believe that the audit evidence I've obtained is sufficient and appropriate to provide a basis for my opinion.

Responsibilities of the governing body for the financial statements

The governing body is responsible for:

- preparing financial statements in accordance with the Accounting and Financial Reporting Standard for Non-profit Organisations adopted in Portugal through POICAL;
- drawing up the management report in accordance with applicable laws and regulations;

Member no. 293 of the Portuguese Institute of Statutory Auditors
 Quinta da Salgadinha – Rua Nova da Salgadinha, 198
 4560-406 PAÇO DE SOUSA

Tel. 91 997 46 46 – E-mail: mteixeiracardoso@gmail.com

- establishing and maintaining an appropriate internal control system that enables the preparation of financial statements free of material misstatement due to fraud or error;
- adopting accounting policies and criteria appropriate to the circumstances; and
- assessing the Entity's capacity to continue operating, disclosing, when applicable, the issues that may cast significant doubt on the continuity of its operations.

Auditor's responsibilities for the audit of the financial statements

My responsibility consists of obtaining reasonable assurance that the financial statements as a whole are free of material misstatement due to fraud or error, and drawing up a report that states our opinion. Reasonable assurance represents a high level of assurance, but it doesn't guarantee that an audit performed in accordance with the ISA will always detect a material misstatement, when it exists. Misstatements can result from fraud or error, and are considered to be material if it is reasonable to expect that, individually or jointly, they may influence economic decisions taken by users on the basis of those financial statements.

As part of an audit performed in accordance with the ISA, I make professional judgements and remain professionally sceptical during the audit, and I've also:

- identified and assessed the risks of material misstatement in the financial statements, due to fraud or error, devised and carried out audit procedures that respond to those risks, and obtained audit evidence that is sufficient and appropriate to provide a basis for my opinion. The risk of not detecting a material misstatement due to fraud is higher than the risk of not detecting a material misstatement due to error, as fraud may involve collusion, forgery, intentional omissions, false statements or superimposition to the internal control;
- gained understanding of the internal control relevant to the audit, with the purpose of devising audit procedures that are appropriate to the circumstances, but not to express an opinion on the effectiveness of the Entity's internal control;
- assessed the adequacy of the accounting policies used and the reasonableness of accounting estimates and respective disclosures made by the governing body, in accordance with the Accounting and Financial Reporting Standard for Non-profit Organisations adopted in Portugal through POICAL;
- reached a conclusion on the adequacy of the use by the governing body of the going concern assumption and, based on the audit evidence obtained, on whether there is any material uncertainty regarding events or conditions that may cast significant doubt on the Entity's capacity to continue operating. If I conclude that there is material uncertainty, I must draw attention in my report to the associated disclosures included in the financial statements or, if those disclosures are inadequate, change my opinion. My conclusions are based on the audit evidence obtained at the date of my report. However, future events or conditions may cause the Entity to discontinue its operations;
- assessed the presentation, structure and global content of the financial statements, including the disclosures, in accordance with the Accounting and Financial Reporting Standard for Non-profit Organisations adopted in Portugal through POICAL; and
- informed the governance officers, among other issues, of the audit scope and planned timetable, and the significant conclusions of the audit, including any significant shortcoming of the internal control that has been identified during the audit.

My responsibility also includes checking if the information conveyed in the management report tallies with the financial statements.

REPORT ON OTHER LEGAL AND STATUTORY REQUIREMENTS

Regarding the management report

It is my opinion that the management report was prepared in accordance with the applicable laws and regulations in effect, and the information conveyed in it is consistent with the audited financial statements, having no material misstatements been identified.

Paço de Sousa, 13th March 2017

Manuel Teixeira Cardoso
 Statutory Auditor no. 293



MANUEL TEIXEIRA CARDOSO
Statutory Auditor

STATUTORY AUDIT AND AUDITOR'S REPORT

Opinion

I've audited the attached financial statements of **LIPOR – Serviço Intermunicipalizado de Gestão de Resíduos do Grande Porto**, which include the balance sheet at 31 December 2016, showing a total of 199,865,348.43 euros and total assets (equity capital) amounting to 50,770,999.95 euros, including a net income of 3,161,994.48 euros, the profit and loss account according to nature, the statement of comprehensive income, the statement of changes in assets (equity capital) and the cash flow statement pertaining to the year ended on that date, and the notes attached to the financial statements, which include a summary of significant accounting policies.

In my opinion, the attached financial statements give a true and fair view, in all material aspects, of the financial position of **LIPOR – Serviço Intermunicipalizado de Gestão de Resíduos do Grande Porto** as at 31 December 2016, and of its financial performance and cash flows pertaining to the year ended on that date, in accordance with the Accounting and Financial Reporting Standards adopted in Portugal through POCAL (Official Accounting Plan for Local Government).

Bases of opinion

My audit was performed in accordance with the International Standards on Auditing (ISA) and other standards and technical and ethical guidelines of the Portuguese Institute of Statutory Auditors (Ordem dos Revisores Oficiais de Contas). My responsibilities under these standards are described in section "Auditor's responsibilities for the audit of the financial statements" below. I am independent of the Entity, in accordance with the law, and have fulfilled the other ethical requirements, in accordance with the code of ethics of the Portuguese Institute of Statutory Auditors.

I believe that the audit evidence I've obtained is sufficient and appropriate to provide a basis for my opinion.

Responsibilities of the governing body for the financial statements

The governing body is responsible for:

- preparing financial statements in accordance with the Accounting and Financial Reporting Standard for Non-profit Organisations adopted in Portugal through POCAL;
- drawing up the management report in accordance with applicable laws and regulations;

Member no. 293 of the Portuguese Institute of Statutory Auditors
Quinta da Salgadinha – Rua Nova da Salgadinha, 198
4560-406 PAÇO DE SOUSA



Tel. 91 997 46 46 – E-mail: mteixeiracardoso@gmail.com

- establishing and maintaining an appropriate internal control system that enables the preparation of financial statements free of material misstatement due to fraud or error;
- adopting accounting policies and criteria appropriate to the circumstances; and
- assessing the Entity's capacity to continue operating, disclosing, when applicable, the issues that may cast significant doubt on the continuity of its operations.

Auditor's responsibilities for the audit of the financial statements

My responsibility consists of obtaining reasonable assurance that the financial statements as a whole are free of material misstatement due to fraud or error, and drawing up a report that states our opinion. Reasonable assurance represents a high level of assurance, but it doesn't guarantee that an audit performed in accordance with the ISA will always detect a material misstatement, when it exists. Misstatements can result from fraud or error, and are considered to be material if it is reasonable to expect that, individually or jointly, they may influence economic decisions taken by users on the basis of those financial statements.

As part of an audit performed in accordance with the ISA, I make professional judgements and remain professionally sceptical during the audit, and I've also:

- identified and assessed the risks of material misstatement in the financial statements, due to fraud or error, devised and carried out audit procedures that respond to those risks, and obtained audit evidence that is sufficient and appropriate to provide a basis for my opinion. The risk of not detecting a material misstatement due to fraud is higher than the risk of not detecting a material misstatement due to error, as fraud may involve collusion, forgery, intentional omissions, false statements or superimposition to the internal control;
- gained understanding of the internal control relevant to the audit, with the purpose of devising audit procedures that are appropriate to the circumstances, but not to express an opinion on the effectiveness of the Entity's internal control;
- assessed the adequacy of the accounting policies used and the reasonableness of accounting estimates and respective disclosures made by the governing body, in accordance with the Accounting and Financial Reporting Standard for Non-profit Organisations adopted in Portugal through POCAL;
- reached a conclusion on the adequacy of the use by the governing body of the going concern assumption and, based on the audit evidence obtained, on whether there is any material uncertainty regarding events or conditions that may cast significant doubt on the Entity's capacity to continue operating. If I conclude that there is material uncertainty, I must draw attention in my report to the associated disclosures included in the financial statements or, if those disclosures are inadequate, change my opinion. My conclusions are based on the audit evidence obtained at the date of my report. However, future events or conditions may cause the Entity to discontinue its operations;
- assessed the presentation, structure and global content of the financial statements, including the disclosures, in accordance with the Accounting and Financial Reporting Standard for Non-profit Organisations adopted in Portugal through POCAL; and
- informed the governance officers, among other issues, of the audit scope and planned timetable, and the significant conclusions of the audit, including any significant shortcoming of the internal control that has been identified during the audit.

My responsibility also includes checking if the information conveyed in the management report tallies with the financial statements.



REPORT ON OTHER LEGAL AND STATUTORY REQUIREMENTS

Regarding the management report

It is my opinion that the management report was prepared in accordance with the applicable laws and regulations in effect, and the information conveyed in it is consistent with the audited financial statements, having no material misstatements been identified.

Paço de Sousa, 13th March 2017

Manuel Teixeira Cardoso

Statutory Auditor no. 293



35 lipor 

YEARS OF LIFE WITH THE FUTURE IN OUR HANDS